



One School, One System: Strengthening SW-PBS from the Ground Up in the Intermediate Setting

Inman Intermediate: Brooke Rowe and McKenna Baker





Hi! Nice to meet you!



Brooke Rowe:

- 11 years in education
- K-12th grade Art
- Masters and Specialist in School Administration
- PLT Lead, Stuco Sponsor, Yearbook Sponsor, and PBIS Schoolwide Coach

McKenna Baker:

- 2 years in education
- 6th grade ELA Teacher
- PLT Lead, Stuco sponsor, and Grade Level PBIS Coach

Currently servicing 400, 5th and 6th grade students at Inman Intermediate in Nixa, Missouri. Inman has received all three tiers recognition for multiple years.





Session Outcomes



Outcome #1

Attendees will identify and understand key components of effective schoolwide and classroom PBIS systems that promote consistency and positive culture across all settings.

Outcome #2

Attendees will explore practical strategies and examples for implementing and sustaining PBIS expectations, routines, and reinforcement systems within their own schools.

Outcome #3

Attendees will collaborate to develop an action plan for aligning schoolwide and classroom PBIS practices to support staff, students, and overall building success.



Where do we start?



Pre-school year

- Establish school wide PBIS leadership team.
 - Schoolwide Coach
 - Grade level Coach
 - Special Education Coach
 - Support Specialists
 - Administration
- Create school wide [PBIS Action Plan](#)
 - Yearly goals
 - Team responsibilities
 - Organize staff back to school training to communicate and train ALL staff members





Staff Back to School Training



Back to School Teacher Training

- Devote time to fully cover and train staff on all PBIS expectations and procedures.
- In our building PBIS has their own rotation during our trainings

Continuous staff training throughout the year.

- Weekly PBIS newsletter updates to staff
- Monthly updates at faculty meetings
- Reboot training after long breaks

Staff Accountability

- Our biggest challenge
- Staff rewards, monthly challenges, and data discussions






Submit an answer and win!



How do you ensure staff are being held accountable to recognize positive student behavior?



[Padlet](#)



Student Back to School Training



Student Boot Camp

(at beginning of year)

- Teachers utilize slides and rotations throughout each area of the building to go over expectations.
- PBIS Assembly during the first week of school to review expectations, introduce incentives, and begin monthly challenges
- Reboot training after long breaks





Class Dojo



If you have not joined our school, join now!
Download the class dojo app!

Double check your class list with powerschool.

















- Add new student- click add student
- Delete student- options, edit class, students, delete student
- Attendance- click attendance and mark students absent
- Groups- create small group or RTI Groups
- Redeem Points- click student, click redeem point, enter # of points to redeem & what you are redeeming them for (experience, extra recess, movie, etc.)





Class Dojo




 +3 Adaptable Schoolwide	 +3 Confident Schoolwide	 +3 Critical Thinker Schoolwide	 +3 Effective Communicator Schoolwide
 +3 Empathetic Schoolwide	 +1 Following Directions Schoolwide	 +1 Great at Lunch Schoolwide	 +1 Helping others
 +1 On Task Schoolwide	 +1 On task	 +1 Participating	 +1 Persistence
 +1 Quiet in the Hallway Schoolwide	 +5 Soaring Student of th... Schoolwide	 +1 Teamwork	 +1 Working hard

- To give points:
- Click on student name
 - Click on the task that your student is getting points for
 - Points are redeemed for items off the reward menu.


















Students can redeem DOJO points for...

- Raffle tickets= raffle to be a part of the staff v student game (we have 1 game each quarter!)
- [Inmanzon](#) items include= snacks, gum, fidgets, led glasses, sylvus, croc charms, and more!
- [Experiences](#)– Teachers sign up to host. We give sweat passes out to everyone who signs up for 2 or more experiences.
- Redemption day teacher [instructions](#)



INMAN

Classroom Reward Menu


5  RAFFLE TICKET	5  HAT PASS	5  VENDING MACHINE PASS
25 CHOOSE YOUR SEAT FOR THE DAY!	25 INMANZON ITEM	25 EXPERIENCE SIGN-UP
2   CLASS THEME DAY!	2   LUNCH WITH A TEACHER	2   LUNCH WITH A PRINCIPAL
3   20 MINUTE CLASS GAME TIME	3   20 MINUTE SHOW	3   EXTRA 20 MINUTE CLASS RECESS



Submit an answer and win!



What do your students love? What do you offer for good behavior points?



[Padlet](#)



Monthly Rewards & Challenges



Monthly PBIS Digital [Assembly](#)

- Recognize Soaring Student of the Month for each homeroom
- Teacher Tiktoks
- PBIS and school updates
- PBIS monthly experiences/ raffle announcements
- Monthly Dojo Challenge
- Student's of the Month game led by Student Council with awards.






Soaring Eagle of the Month



- ❑ Designed around the idea of students who model behavior in correlation with the character words of the month as well as Portrait of an Eagle themes
- ❑ Students will be recognized at digital assemblies & with a snack & drink from the principals
- ❑ Bulletin board and digital slides dedicated to honor these students
- ❑ Students vote for their classmates. [Example](#)





Student Shoutouts



- ❑ Positive Office Referral
- ❑ Shoutout certificate will be delivered to the student to bring home and can be redeemed for Dojo Points!
- ❑ Every student should receive a shoutout by the end of each semester
- ❑ Students slideshow will be on display on the tv slideshow in the cafeteria during lunch.





Quarterly Big Event



- ❑ Our elective team and support staff run our quarterly Big Event.
- ❑ Each grade level attends for an extended elective time and rotates through the Big Event activities. Ex: Dodgeball, Bingo, Board Games, Family Feud, Youtube Fails, Snack & Chat, and other team games.
- ❑ This gives homeroom teachers extra time for grades and etc at the end of each quarter.
- ❑ Students must have all work completed and have not received an office referral to attend.





Quarterly Staff v Student Game



- ❑ Throughout the quarter, students buy raffle tickets to try and get on the student team. Students are then selected at random to form their team
- ❑ Staff volunteer (or are heavily recruited) to play on the staff team
- ❑ Games happen on the same day as our Big Event



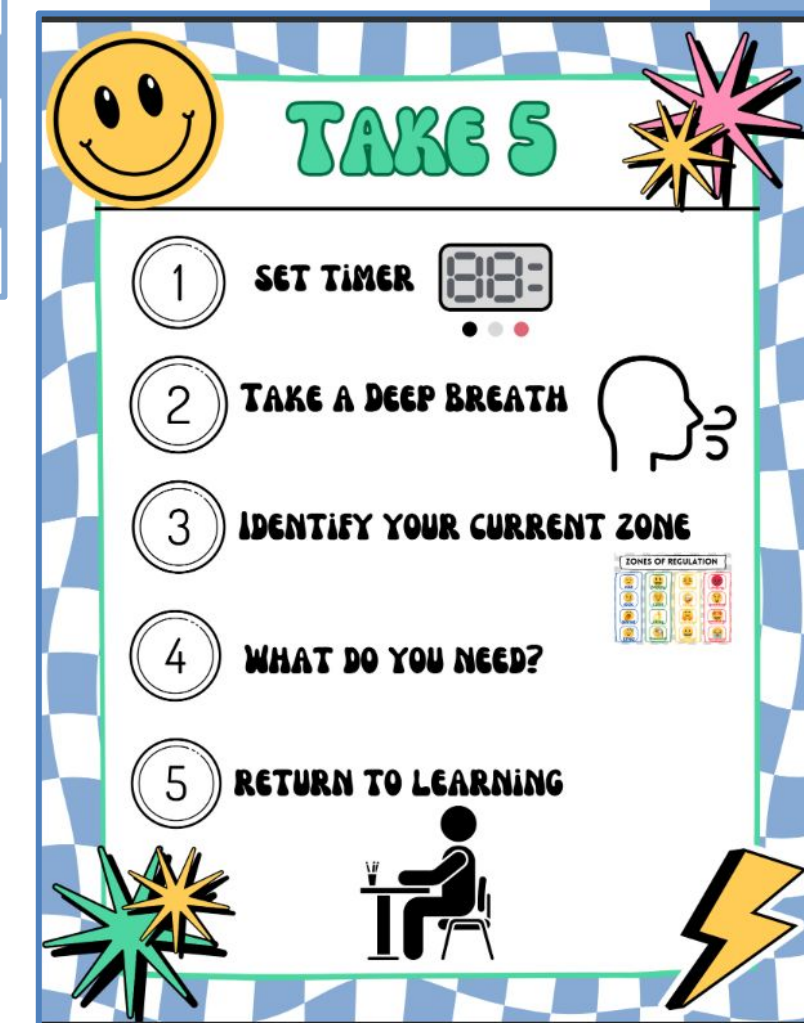




Tier 1 Behavior Support



- Take 5- a tool for learning/practicing self regulation skills; not a time out.
 - Designate an area in your classroom that is inviting, calming, and out of the center of attention.
 - Utilize a timer to set an appropriate amount of time for YOU and the student. (5-10 minutes)
 - The student should use this time to calm & and the teacher should breathe, calm, and manage the rest of the class.





Tier 1 Behavior Support



What is the Reset Room?

- a designated space where students experiencing dysregulation can receive support from the student success coach, access regulation tools, reflect on their behavior and potential resolutions, and restore a regulated state of mind in order to re-engage in classroom learning.

What is its purpose?

- to help students regulate themselves with the goal of returning to class in a brain state that supports learning.
- Restorative practices will be used to help students repair relationships with school staff and/or students as needed.

Reset Room Protocol





Minor Tracking



Restorative Toolkit for Minor Behaviors

- Each pod has their own [sheet](#) to record minors
- Not every student needs a tab, only those with minors
- If you send a student to the office, for a repeated minor behavior, it will be expected that previous incidents and parent contact were documented in this sheet.
- This is where Admin will link the ODR form and assign it to the teacher that sent the student to the office.
- All elective, and sped teachers will have access to their students



Advanced Tiers Behavior Support



- PBIS Behavior Matrix
- Help Me Form
- Process after “Help Me” Form has been sent.
 - Student Success Coach will schedule a meeting with our Advanced Tiers Team and the student’s teachers.
 - Advanced Tiers Team includes- Student Success Coach, Counselor, Instructional Coach, Administrator, Reading Specialist, and SPED representative.
 - Team will meet to discuss student concerns and develop a behavior plan to support within the classrooms. Plan is communicated to any staff member that supports that student.
 - Team continuously monitors and tracks students progress and meet to discuss changes needed.





School-wide Culture & Climate

- Schoolwide commitment to positive culture
- Make it FUN
- Build relationships with ALL kids
- Every kid is OUR kid, all 400 in our building.
- Bring kids in on the fun!
- Student leadership
- Fun staff games and challenges that students get involved in
- Community events that we build relationships at






Submit an answer and win!



**What do you do at
your school to
create a positive
climate for
students and staff?**



[Padlet](#)



Any questions?

Feel free to reach out to us anytime!

brookerowe@nixaschools.net

mckennabaker@nixaschools.net

Friendly reminder to complete the Session
Feedback Survey.

Thank you for being AMAZING!