



MO SW-PBS 23-24 ANNUAL REPORT AT-A-GLANCE



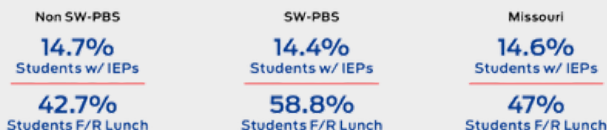
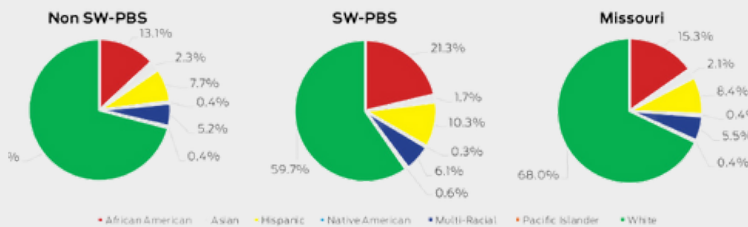
MO SW-PBS engages in an annual data analysis to highlight the positive outcomes for students who attend schools participating in PBIS. While the final report is still in production, we wanted to share some initial findings, particularly around demographics, attendance rates, and the positive impact for students when schools participate in our recognition process.

We partner with 636 schools (26.7%) located in 157 districts (27.9%) across the state of Missouri. MO SW-PBS partner schools continue to serve greater percentages of students whose achievement is historically lower than the state average (i.e., eligibility for Free / Reduced Lunch, students with disabilities, and students who are African American, and/or Hispanic), a group typically referred to as “Student Groups” in all reporting to DESE, than all of Missouri schools on Non SW-PBS schools.

SCHOOLS/DISTRICTS



DEMOGRAPHICS



COACH'S CORNER>>>

TIER 1 **TIER 2**
TIER 3

The mission of Missouri School Wide Positive Behavior Support is to assist schools and districts in establishing and maintaining school environments where the school culture and behavioral supports needed to be an effective learning environment are in place for all students.



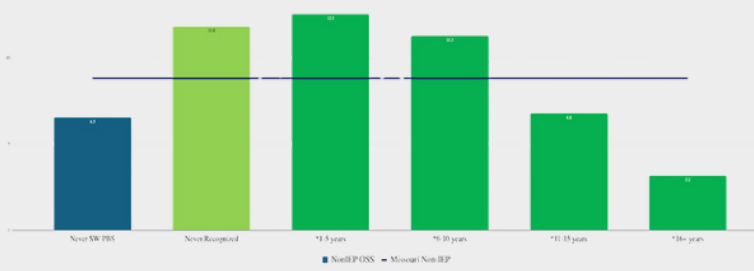
2024-25 DATA COLLECTION SCHEDULE

However, even with higher percentages of students in DESE “Student Groups,” students with and without IEPs attending MO SW-PBS Recognition schools:

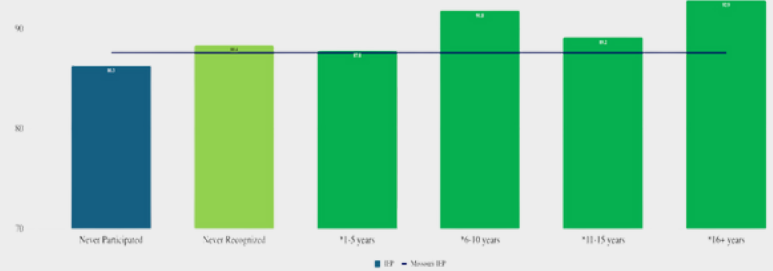
- 1) spend more time at school (attendance)
- 2) spend more time in the classroom (OSS)

than students attending MO SW-PBS partner schools that do not earn recognition or non implementing schools. These **positive outcomes for attendance and OSS** appear to be amplified in schools that have maintained high levels of implementation fidelity over time, as measured by Recognition.

2024 OSS Per 100 Students without IEPs by Years of Recognition

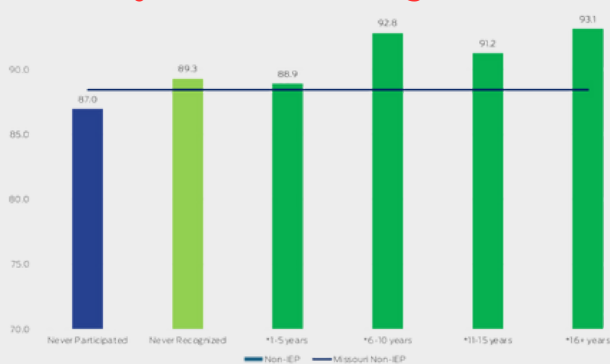


2024 Attendance of Students with IEPs by Years of Recognition



In addition, **MO SW-PBS Recognition schools** have a **higher 3-Year Staff Retention rate** than students attending MO SW-PBS partner schools that do not earn recognition or non implementing schools. These positive outcomes of 3-Year Year Staff Retention also appear to be amplified in schools that have maintained high levels of implementation fidelity over time, as measured by Recognition.

2024 Attendance Rates for All Students by Years of Recognition



Although these statistics are descriptive and only depict possible relationships, a recently published statistical analysis of data from Missouri schools shows a **causal relationship between implementation fidelity of SW-PBS and improved student outcomes** (Gage, Lewis, Johnson, & Way, 2024). By comparing MO SW-PBS schools to contextually similar non implementing Missouri schools, Gage, et al., found **lower rates of Office Discipline Referrals (ODRs) and OSS in MO SW-PBS schools that earned Recognition** than in contextually similar non-implementing Missouri schools, and these findings were statistically significant.

Have you made your plans yet to attend the annual **Summer Institute**? The theme for SI 2025 is **“Thriving Together - Building Connections for Teacher Well-Being and Student Success.”** **June 3-4, 2025** at the **Tan-Tar-A Conference Center in Osage Beach.**

To secure your spot, head over to our webpage to find links to make your **hotel reservations** and **coming soon in March**, the **registration portal**. Our website link for Summer Institute is <https://pbissmissouri.org/summer-training-institute/>.

The **Call for Poster Proposals** is now open! We invite you to **share your SW-PBS journey** and accomplishments with our attendees by applying to **be a presenter during our Poster Session**. You will need to **ACT FAST!** The deadline for submissions is **February 14, 2025!**

POSTER DETAILS:

- Your school will receive **ONE FREE registration upon acceptance** of your poster proposal.
- In an effort to accommodate a variety of schools and districts, we are limiting the number of posters that any one school building can present to 2 posters. If you submit more than 2 poster proposals, we will review them all and select the 2 posters that will enhance our poster session the best.
- Link > [**POSTER PROPOSAL**](#)

If you have any questions or need any assistance, please go to our website, contact your local RPDC consultants, or contact **Jody Baker at bakerjod@umsystem.edu.**