

Foundation Building: Unveiling the Essentials for Crafting a PBS Preschool - Rock Your Role

Presenters: Heather Bersuch, MS
CCC-SLP and Laura Willard, ECSE Teacher
Grain Valley School District

Session: 6J

Thursday, June 5, 2024 11:00-12:15

Session Outcomes:

1. Attendees will be able to identify basic needs to begin developing a Matrix for preschool/ECSE settings.
2. Attendees will learn strategies to increase staff participation in development and implementation of the Matrix for building wide fidelity.



A little about our center



Current staff: 2 administrators

8 teachers

14 paraprofessionals

2 SLPs

Half time-OT and PT

Classroom Makeup: 1 session PK only

5 IT sessions, 3 SPED sessions, 7 blended sessions

Current student numbers:

Pre-K/At Risk: 39

IEP students: 76

Tier 1-Getting Started

- Started the journey in 2019
- Full day inservice, multiple lunch meetings (1 hour), and some half day/2 hour meeting times
- Needed to develop Vision and Mission Statement for building
- Determined Big 3
- Built Matrix
- Built basic template and lesson plans for primary teaching areas of building



The BIG 3

A professional development day was used to determine the most important behaviors for the whole school. The examples had 5 as a maximum. Since we have special needs children, we felt 3 was the most we could do.

We decided on our Big 3 after a few lunch meetings.

- BE HELPFUL
- BE SAFE
- BE A GOOD FRIEND



THE MATRIX

(The rough draft)

- Discussed OMPUA (Observable, Measurable, Positively Stated, Understandable, Always Applicable)
- Worked as a large group to brainstorm ideas necessary for 'all settings'
- Divided into seven groups to discuss ideas for all other settings
- https://docs.google.com/document/d/1CQ-5SmmAOc7oW8IXYMaSVF97NxbtnZNQbZsn7_JvriQ/edit?usp=sharing

Be Safe

- Eyes forward
- Only teachers open outside doors
- Walking feet




Hallway Be Helpful

- Voices Off
- Following line



Be a Good Friend

- Keep hands and feet to self
- Only teachers open outside door
- Walking feet



Car Dismissal


Be Safe

- Hold adult's hand
- Sit in hallway criss-cross




Be Helpful

- Listen for Your Name
- Keep backpack on back
- Stand on your number
- Inside voice



Be a Good Friend

- Closure/Goodbye
- Sit in hallway criss-cross



<https://docs.google.com/document/d/1XApZ7ln6hLme6Ri5fyVHW2pQ7r9qF8E8KzbNpx35TMM/edit?mode=html>

COMPLETED MATRIX

LESSON PLANS

Blank Template

<https://docs.google.com/document/d/1ZBS5AjFWsOTEdx1BOPIqj74OCtZTkd6aD29q6AKTnl8/edit?mode=html>

Sample Big 3 Lesson


<https://docs.google.com/document/d/1VHeapQdTXOZD12-tamM423wFhF62iQfU7oQ-dl-96ls/edit?mode=html>

Sample Area Lesson

https://docs.google.com/document/d/1qnaoVnZhTy_5mAnwIaFbMvLj-ehf8_OoJjE4nU7_cA0/edit?mode=html


Lesson Plan Schedule

<https://docs.google.com/document/d/1pyKiOCM4NvSfXQUFXNPSSlzSxGKc44wdlvDP6U0Lq5g/edit?usp=sharing>


- Still a work in progress each year.
 - Use a variety of materials for ease for each teacher (ie. pre-made books, teacher made to share, etc)
- 

School Behavior Documents

- We took an example of the Preschool Behavior Incident Form and made it more our own.
A Google Form for staff to fill out when behaviors occurred was made and shared to all.
- https://docs.google.com/forms/d/1Mlxq5xUf_zkTjGC7uyymbIGmTFgUHGymPRrhCqNhrNfo/edit
- Recognized not all students require intensive strategies for success so a 'Nomination' Form was made.
- <https://docs.google.com/forms/d/1bGRsUs0XD84C8C77xe6bHrL-TAp1kBPCtfKyM5X-RW8/edit>



Behavior Flow Chart



[https://docs.google.com/presentation/d/1pthjTDKuF3qQxGBxFpcvldZz6Be_br9f_MiGAZ3TJwM/edit?usp=share link](https://docs.google.com/presentation/d/1pthjTDKuF3qQxGBxFpcvldZz6Be_br9f_MiGAZ3TJwM/edit?usp=share_link)

Discipline Data meetings



- Staff meeting-discipline data (example 2/2024)

https://docs.google.com/presentation/d/12KK8u6Kpu4trLiELVWGiL2XfZEMdBE2ILkPMtClvQck/edit#slide=id.g35f391192_00

*Had an 'aha' moment and realized we shouldn't be analyzing data monthly when it takes time for the littles to show their changes (we only report IEP progress 2 times a year). Next year we will do 3 data-based meetings.

- Behavioral Fishbowl Meetings
- Teachers write on list in Principal's office who they want to meet on
- PBS Team makes a meeting for all teachers to come together and brainstorm ideas for 'fishbowl' kids.



TIER 2-In the Weeds

- Beginning of school year, teachers were given a guideline to choose 2 students (2-am/2-pm) that seem borderline Tier 2.
- Those students were added to our piloting of e-DECA (<https://centerforresilientchildren.org/preschool/assessments-resources/e-deca-2-0-web-based-version-of-the-devereux-center-for-resilient-children-assessments/>)
- Teachers met individually with admin once a month to discuss these students' progress and any changes needed including adding/dropping students that appear to be Tier 2



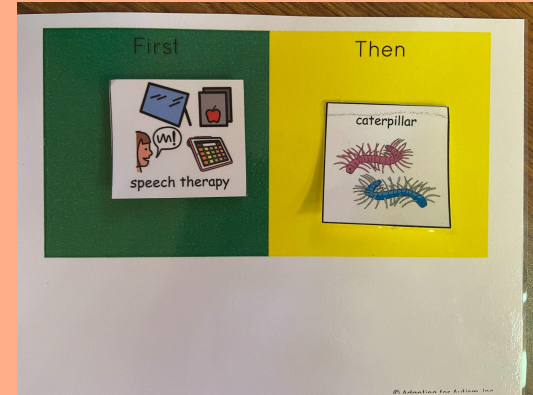
TIER 2-In the Weeds-continued



- Based on Nominations/Beh Incident Forms, PBS Team would meet with teacher to problem solve strategies; reconvene within 4-6 weeks for updates and continue as needed.
 - Non-IEP students have Beh Incident Forms filled out to follow to Kindergarten for continuity of care.
 - Successful strategies so far-CICO, small group social skill 'clubs'
-

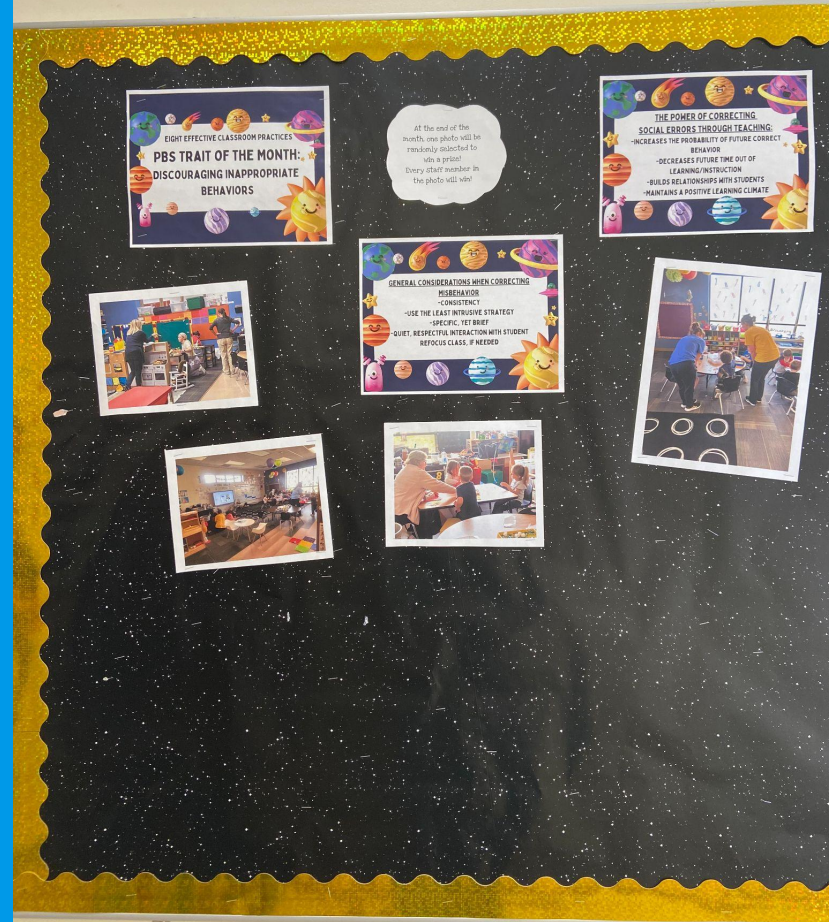
Rewards: All Tiers

- EC needs more immediate rewards than daily/weekly rewards
- Instant Candy reinforcements
- Visit secretary/PAT/Nora Jo/Teachers outside of own classroom
- Visual task strips to ask for extra activities or special toys
- Visit Cosmo the Hermit Crab



STAFF BUY IN

- Dedicated bulletin board for pictures anyone can send to admin to put on board.
- Made data days more tolerable with drawing of people present to get items corresponding to PBS-candies, candles, office supplies, etc
- Increased whole staff times-lunch, fun meetings, etc-for team building



ANY QUESTIONS? PLEASE CONTACT US

Heather Bersuch: hbersuch@gvr5.net

Laura Willard: lwillard@gvr5.net

Thank you for attending!

