


Gerald Elementary School

HEY, FAM!



How Family Groups Build Family Ties





SESSION OUTCOMES

- Attendees will learn how Gerald Elementary School is using weekly family group meetings to build positive relationships, teach character, and serve the community.
- Attendees will recognize the positive impact of connecting multi-age students across school settings.
- Attendees will gain ideas for ways to bring their school and community together.

A LITTLE ABOUT OUR SCHOOL

- Located in Gerald, Missouri
- Population around 1,300
- 30% of household income falls between \$10-25K
- Part of the Gasconade County R2 School District
- 50 staff members
- 315 students (Pre-K Through 5th Grade)
- 50+% of students are free/reduced lunches





“THE QUALITY OF TEACHER-STUDENT RELATIONSHIPS IS THE KEYSTONE FOR ALL OTHER ASPECTS OF CLASSROOM MANAGEMENT.”

(Marzano and Marzano, Dimensions of Learning)







**WHAT DOES YOUR SCHOOL
DO TO IMPROVE
CLIMATE AND CULTURE WHILE
BUILDING POSITIVE
RELATIONSHIPS?**




GERALD ELEMENTARY PBIS MATRIX

		 <h2 style="text-align: center;">The Dutchmen Way</h2> <h3 style="text-align: center;">Gerald Elementary School Expectations</h3> 									
★		All Settings	Classroom	Cafeteria	Hallway	Restroom	Playground	Assemblies	Technology	Bus	Bus Line
S afe	Voice Levels		0, 1, 2	1, 2	0	1	0, 1, 2, 3	0, 1, 2	0, 1	0, 1	0, 1
		Keep hands, feet and objects to yourself Walk inside the building at all times	Materials and equipment should be used and stored properly	Leave when an adult dismisses you or gives you permission	Stay to the right hand side of the hall	Wash hands with soap and water Use restroom facilities appropriately	Stay in approved areas Use equipment properly Freeze when whistle is blown	Go to your spot quickly Put your hands in your lap Wait for dismissal signals	Carry device with two hands Sit while using device Keep personal information secure	Stay seated while the bus is moving Sit facing forward	Sit quietly in your bus line Keep yourself, materials and all belongings out of walkways
R esponsible		Make smart choices Listen and follow directions quickly	Complete work on time Participate	Place your trash in trash cans	Return to class promptly	Put paper towels in the trash can Return to class promptly	Return playground equipment Report incidents to recess duty teacher	Know and follow the signals	Use only approved apps and websites Report problems to teacher Use/store device properly	Put all trash in trash cans Keep food and drink packed away	Promptly get to bus line following hallway expectations Be prepared to load busses
	H onest	Tell the truth despite consequences									
R espectful		Accept responsibility for your own actions									
		Treat others kindly Be positive Maintain personal space	Raise hand to walk or talk	Eat only your food Talk only to your shoulder buddies	Treat student work in the hallway as your own	One child in stall or urinal at a time Respect others privacy	Enter and exit building using expectations Take turns and cooperate Include others	Listen and think about what the speaker is saying	Keep device on silent or wear headphones Stay on task Raise hand for assistance	Listen and follow directions Share seat if asked	Raise your hand to get teacher's attention



SHIFTING OUR FOCUS...IT'S ALL ABOUT RELATIONSHIPS



CREATING PLACES
WHERE **EVERYONE** BELONGS



We attended PBIS Summer Institute in 2018 looking for **SOMETHING** that was going to “reignite” our staff’s “flame” for PBIS. We had hit “the wall” with it, but knew it could be so much more. We found that with **Family Groups!** We left pumped and excited to get PBIS and Family Groups rolling at GES!




WHAT DO FAMILY GROUPS LOOK LIKE AT G.E.S.?



We wanted to create a sense of “family” within our school. You only leave a family if you leave GES (ie. moving to a new school or up to the middle school). Students are added to a family by moving into GES or are incoming kindergarteners.

Family Groups meet on Friday mornings for 30 minutes. Students participate in a variety of lessons and activities: community service projects, buddy reading, character lessons, etc...

FAMILY GROUPS



Schedule:

- Develop the yearly schedule
- Make family groups a priority



Who's Involved:

- Classroom teachers
- Special area teachers
- SpEd teachers
- Paras



Group Demographics

- All students K-5
- Separated kids by ages
- Higher needs kids in a family w/two teachers/paras




Planning Committee:

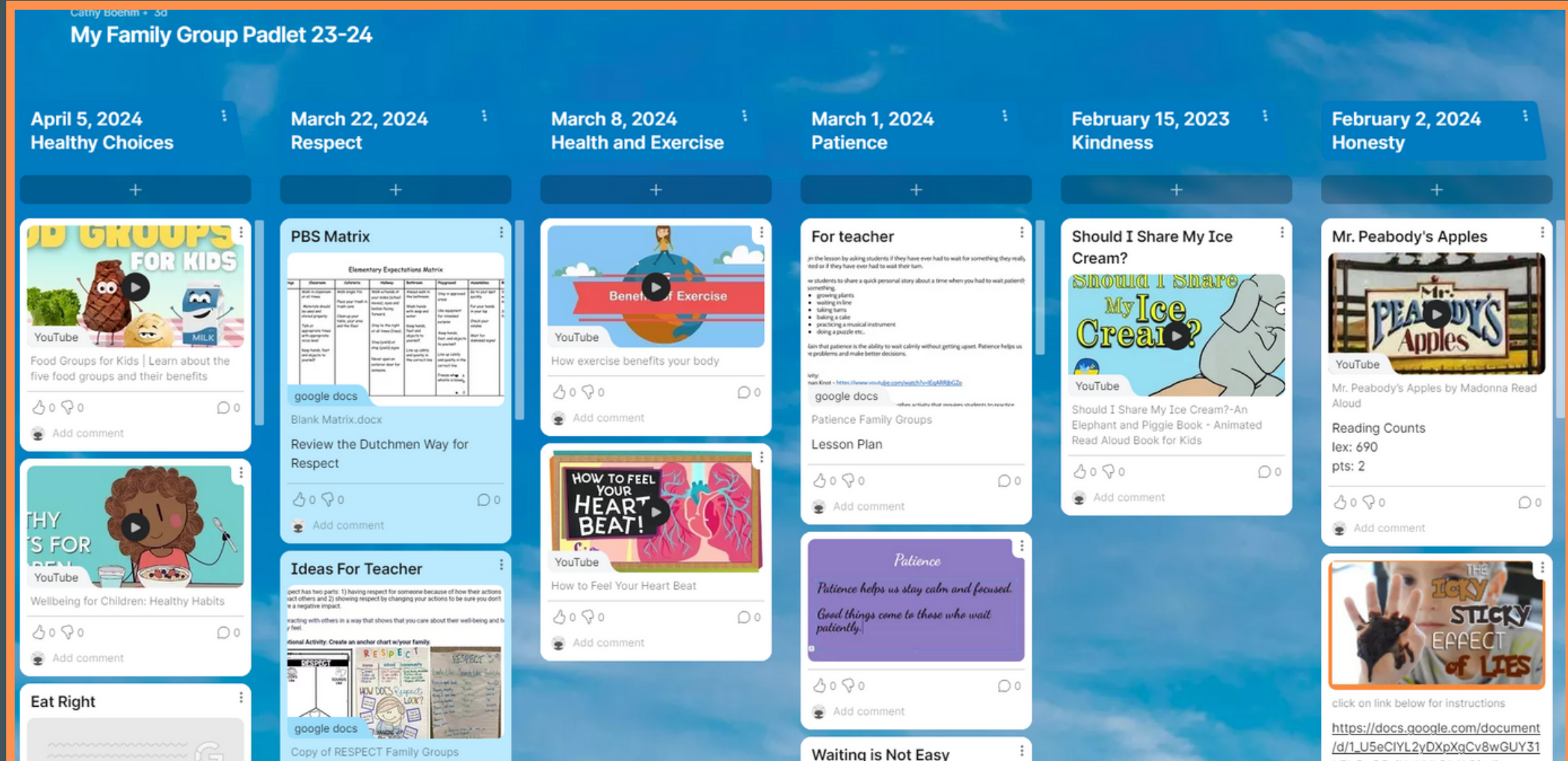
- Small committee that plan:
 - 4 classroom teachers
 - 1 special area
 - counselor
 - principal



WEEKLY PLANS AND ACTIVITIES


1st Semester		
DATE	TOPIC/PLAN	RESOURCES
SEPTEMBER 9TH	<p>"Family Quilt" Posters</p> <ul style="list-style-type: none"> - "All Are Welcome" read aloud (see resources for link) - Create a family group name - Discuss what makes a family and why we should make all students feel welcomed. - Have students create their own quilt square with their name to put on the family quilt poster. 	<p>"All Are Welcome" (read by GES 5th graders) https://www.youtube.com/watch?v=xqKWQ-QE7pk&ab_channel=RandiGehlert</p> 
SEPTEMBER 16TH Character Trait: Friendship	<p>"Family Quilt" Posters</p> <ul style="list-style-type: none"> - Complete/put together family quilt group posters <p>Friendship Activity</p> <ul style="list-style-type: none"> - watch friendship soup video - talk about what "ingredients" are important to have in a "friendship soup" - students can color their own bowl of soup and include the things they would want in their "friendship soup" 	<p>Friendship soup recipe: https://www.youtube.com/watch?v=H7w7yXklTuQ</p> <p>Materials needed (IF we do s'more mix for s'more friends): Cereal (cinnamon toast crunch) Marshmallows Chocolate chips Baggies (300)-Ranee and Barb?</p>

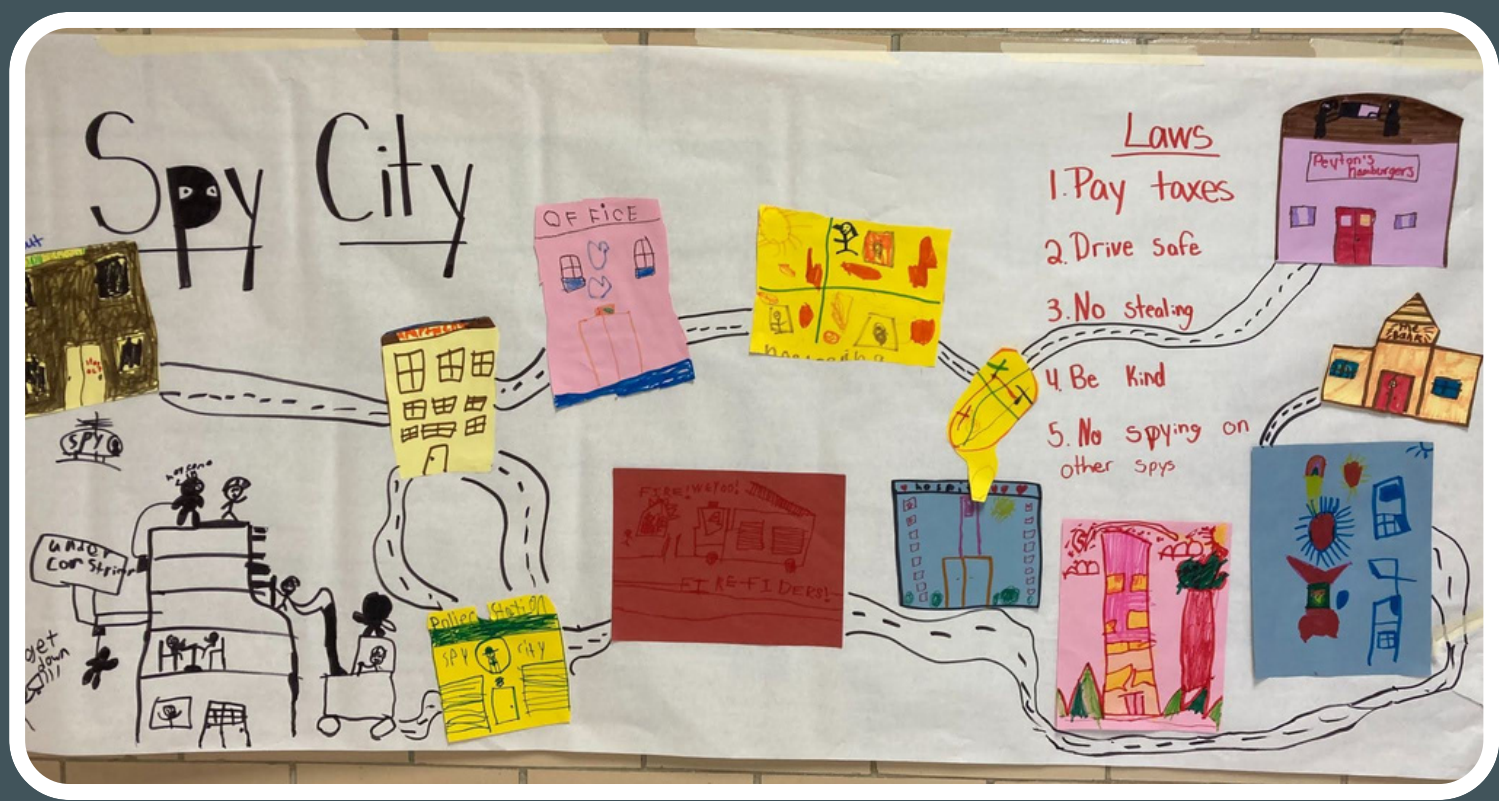
My Family Group Padlet 23-24



- A small group meets to plan the lessons, collect and print resources to provide to staff (we don't want it to be "one more thing" to do).
- Lessons include: character traits, buddy reading, PBiS centered lesson (ex. Playground expectations), games & community service projects.










GROUP ORGANIZING - GOOGLE SLIDES

SCHATZ								
FAMILY GROUP	STUDENT	Grade	TEACHER		FAMILY GROUP	STUDENT	Grade	TEACHER
RICE	JAXON	KG	Schatz		SCHATZ	CHRISTIAN	4	Gehlert
Feth	Liliana	KG	Schatz		SCHATZ	LANDEN	5	
TOELKE	EMMA	KG	Schatz		SCHATZ	Hayden	3	Toelke
EARNEY/AMPTMAN	Damian	KG	Schatz		SCHATZ	Zaylie	5	Miller
Pondrom/Welch	Roman	KG	Schatz		SCHATZ	CASH	1	Stockton
REIKER	Isidore	KG	Schatz		SCHATZ	EMMITT	2	Sparks
HOWELL	Kooper	KG	Schatz		SCHATZ	KAYLA	3	toelke
BOEHM	Abel	KG	Schatz		SCHATZ	ELISE	2	Sparks
S. HUNT	ELIJAH	KG	Schatz		SCHATZ	Elsie	PK	Schaning
EARNEY/AMPTMAN	Scarlett	KG	Schatz		SCHATZ	Masyn	4	Gehlert
GEHLERT	Waylon	KG	Schatz		SCHATZ	Aubrey	3	Feth
LOYD/RYERSON	Ava	KG	Schatz					

Navigation: Schaning | **Schatz** | Hunt | Earney | Howell | Loyd | Stockton | F



FAMILY GROUPS - THEN AND NOW



ADMINISTRATOR'S PERSPECTIVE



OUR FAVORITE THINGS ABOUT FAMILY GROUPS...



COMMUNITY SERVICE PROJECTS DONE IN FAMILY GROUPS



Fill the Boot

- Raised money to support local fire department.

GES is FIRED up!

For our September Community Service Project, GES students and staff will be collecting money to help the Gerald-Rosebud Fire Protection District purchase new turn-out and emergency gear!

Items needed include: protective coats, pants and suspenders, as well as gloves and boots. The cost to outfit just one firefighter is about \$2,500+

In the past, we were able to fund a full turn-out set!!

We are excited to offer another opportunity to support our local, volunteer fire department .

Classes at GES will be working together to fill their classroom's "boot" with money to donated to the GRFPD.

The class that brings in the most money, will get to present it to the firefighters at a morning meeting assembly in October!

PLEASE HAVE ALL DONATIONS IN BY: OCTOBER 20, 2023

GES supporting GRFPD ❤️

Gerald Elementary
Posted by Randee Schatz
October 9, 2019 · 🌐

We were able to present the money we collected during our community service project for the GRFPD this morning! GES was able to present them with over \$1400 to purchase new gear!!! #GESproud #GCR2

Gerald-Rosebud Fire Protection District
October 9, 2019 · 🌐

These wonderful students and teachers of **Gerald Elementary** have been raising money for our Gerald-Rosebud firefighter to have new fire gear to replace our old outdated gear. Students made a grand total of \$1460.50 and presented it to us this morning! Thank you to all the students for working so hard and donating this to the department. We are all so grateful and thankful for each and every student, factuality, parent, or others that donated.

We were also happy to be able to also give the students a presentation on fire safety in their classrooms today and talk to them about how to prevent fires, and what to do in the event of a fire.

We look forward to seeing you all again very soon!

Gerald-Rosebud Fire Protection Distr...

Most Relevant ▾

Jenifer Quilacio
#GESproud
18w Like Reply

Dry Creek Bloodhounds
WOW!! That is amazing!! Great job students of GES!!!!!!
18w Like Reply

Melissa DeLeurere Alexander
You appreciate & love each other.
18w Like Reply

Justin Haase
It was amazing to be a part of this. The kids and staff of GES are absolutely amazing. Very welcoming and very well behaved children. Plus they did an awesome job raising money for us. Very heart warming.
18w Like Reply

Write a comment... GIF 😊

Gerald-Rosebud Fire Protection District
January 12 · 🌐

This year, as an amazing act of kindness the **Gerald Elementary School** and students generously raised money for the GRFPD to assist in purchasing new fire gear. Every 10 years, fire gear must be replaced to ensure 100% efficacy and safety of the wearer. Buying gear each year becomes financially difficult for a volunteer fire district of our size. Principal Lottman presented a check to Deputy Chief Lottman & Captain Schoenfeld today to help to lighten the burden and help to outfit more firefighters with the gear that is ever so needed each year. Thank you from the bottom of our hearts for your assistance and support! #GES #dutchmenpride grfpd

Jess Toelke, Ashley Miller and 158 others
5 comments 17 shares



COMMUNITY SERVICE PROJECTS DONE IN FAMILY GROUPS



Christmas Gift Bags for the Nursing Home

- Items collected school wide
- Bags were decorated and assembled in Family Groups

G.E.S. Christmas Community Service Project

Family groups will be adopting residents from Gerald Nursing & Rehab this year for Christmas. We are looking for monetary or small item donations to include in care packages for the residents. Many of the items listed below are \$1.00 or less. Thank you in advance for supporting family groups and our community service project! *Please send in donations by Wednesday, December 17th!

THANK YOU!!!

- Lotion
- Lip Balm
- Socks or slipper socks w/grips
- Mini tissue packets
- Bite size candy bars
- Large print puzzle books
- Adult coloring books
- Colored pencils
- Pens
- Note pads
- Wall calendars
- Fleece blankets



Kindness Bags for Substitutes

- Items collected school wide
- Bags were decorated and assembled in Family Groups
- Given to any sub until we ran out



In honor of kindness month, G.E.S. is collecting items to create goody bags for our community helpers. They take on many roles and we would like to show them our appreciation for all that they do. Below are a few ideas of items that you can send in. If you would like to make a cash donation to go towards the purchase of items, we will accept that as well. Thank you for your help and cooperation with this project!

We would like to have all donations sent in by **February 7, 2023.**

Different items that we could include in the appreciation bags are:

- Mints
- Gum
- Miniature candy bars
- Bottles of water
- Water flavor packets/Cans of soda
- Mini lotions
- Chapstick
- Dollar scratcher tickets



COMMUNITY SERVICE PROJECTS DONE IN FAMILY GROUPS



Community Helper Snack Baskets

- Items collected school wide
- Baskets were assembled in Family Groups



Valentines for Veterans

- Cards made in Family Groups
- Delivered to local nursing homes and VFW



COMMUNITY SERVICE PROJECTS DONE IN FAMILY GROUPS



Red Ribbon Week Parade

- Banners made in Family Groups
- Parade around the track to start the week
- Reward goes to banner winners!



Thanksgiving Placemats for Meals on Wheels

- Learned about Meals on Wheels
- Made placemats
- Sent off to Meals on Wheels and other local organizations

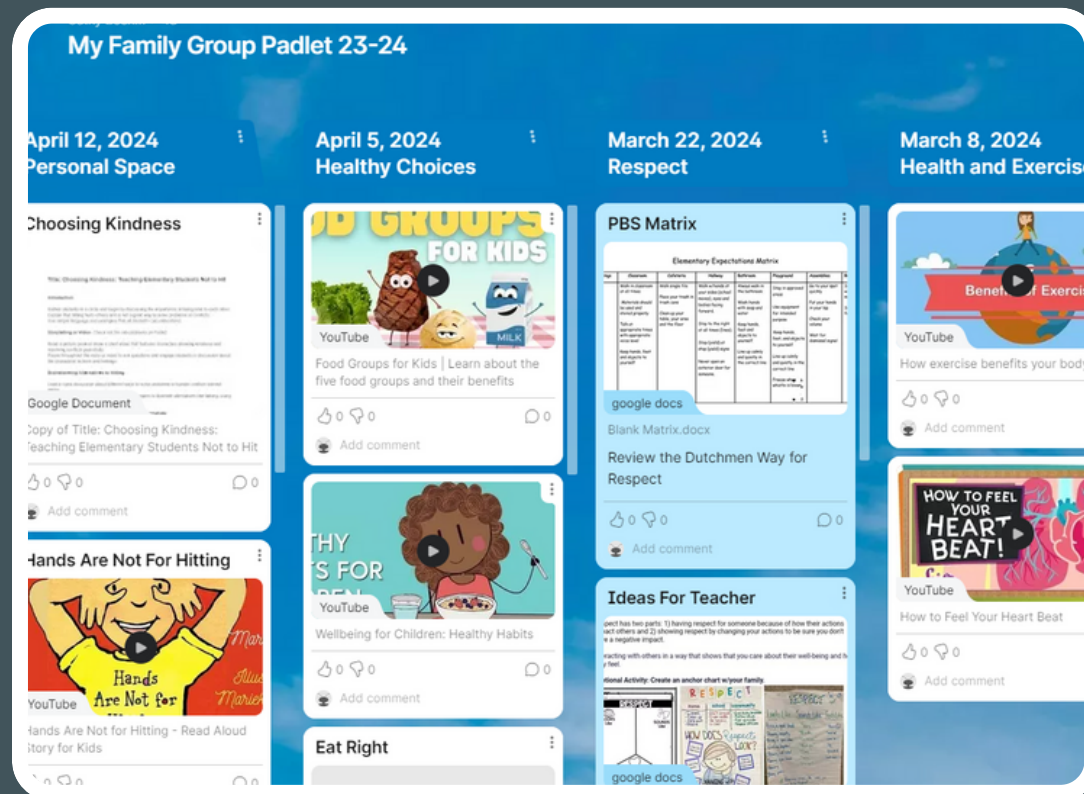


SAMPLE LESSON



Padlet

[Link](#) sent every week.




Lesson Script

A Wrinkled Heart
This week we are learning about kindness and CARING.

Ask your family what it means to care. Create a list of ideas (Mrs. Sparks and Mrs. Kemp have been making some great charts with their family. Take a walk down the 1st grade hall and check them out.)

Watch a video or two, both fairly short, about kindness and add ideas to the list. *Links can be found on the Family Groups Padlet.

After discussing, show students the paper heart. Sit in a circle and pass the heart around. Students may give an example of something mean someone said or did to them and wrinkle the heart until it becomes a crumpled ball. Try to smooth the heart back out as they give examples of nice things they can say to each other.



Compare the heart with wrinkles to a smooth heart and discuss how we can never fully erase all of the mean words from our memory. **We want all students to be empowered to choose kind words and recognize the staying power of their words.**

Students can cut-out band-aids and write kind sayings on them, then glue on the crumpled heart.

If time, finish up with Kid President's video, *Things We Should Say More Often*.

Feel free to add or adjust the lesson to whatever works best for your family group!

Lesson from: <http://schoolcounselorideas.blogspot.com/2013/12/a-wrinkled-heart.html?m=1>



Materials


All placed in mailboxes by the end of the day on Thursday.

- For this lesson:
- large heart
 - bandages





THANK YOU!



GERALD
ELEMENTARY

Randi Gehlert
2nd Grade Teacher
rgehlert@dutchmen.us

ges.dutchmen.us
573-646-4041

Barb Loyd
Kindergarten Teacher
bloyd@dutchmen.us

Randee Schatz-Morris
Explo Teacher
rschatz@dutchmen.us

