

PBIS For Families

Learning Outcomes

- Learn effective strategies and best practices for involving families in the SW-PBS process
- Network with other professionals and share resources related to family involvement in SW-PBS

Introductions



Clardy Elementary
North Kansas City School District

Andrea Eatinger - Principal

Katie Bishop - Teacher & PBIS
Facilitator



Clardy's Story

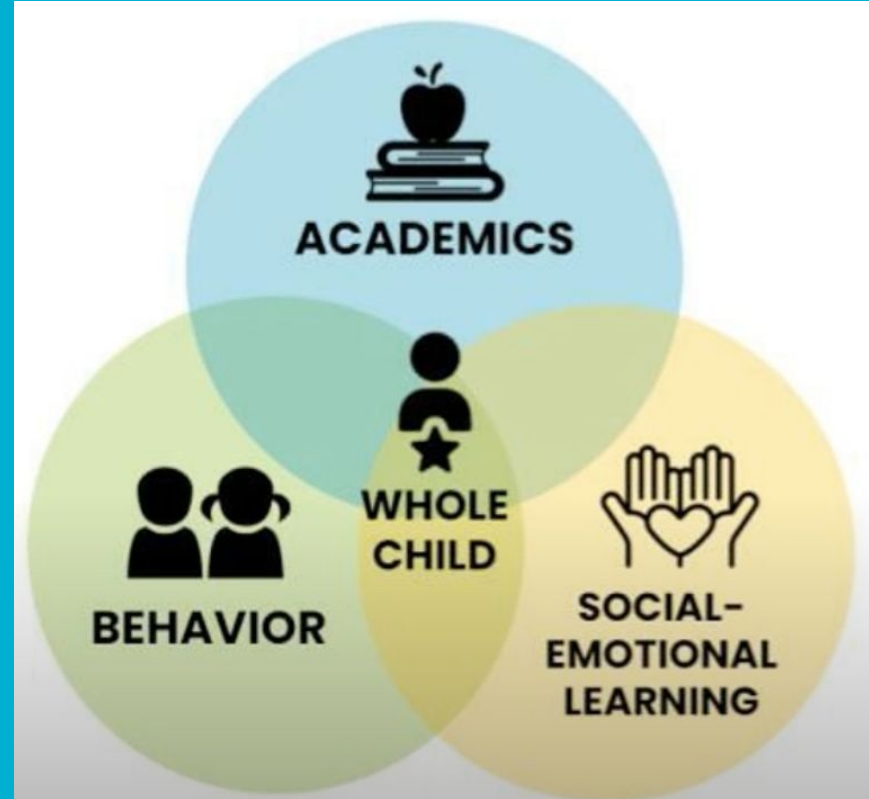


“Involving families in the fabric of school behavior initiatives is not just a strategy; it's a cornerstone of creating a nurturing environment where students thrive.

When families and schools unite with a common purpose, we lay the groundwork for students to learn respect, responsibility, and the value of community. This partnership is the heart of transforming education into a journey not just of academic achievement, but of personal growth and success for every student.”

The Big Picture of a Child

Together we must help foster the connection with families all the components that make up a child. Each piece is part of the puzzle, that educators need a partnership in to help in developing the child to their full potential.





How can we effectively communicate the goals and benefits of PBIS to families to encourage their involvement and support?

What are some barriers that might prevent families from participating in PBIS initiatives, and how can we address these barriers?

What strategies can we use to build strong partnerships with families in the implementation and continuous improvement of PBIS?

Defining your Team of Support






“Your team is bigger than you think. Your parents are part of your culture whether you like it or not. So consider them a part of your team.”

- John Gordon

STEPS TO IMPLEMENTING PBIS AT HOME

-
- 1) Decide on expectations
 - 2) Have a family meeting
 - 3) Use positive reinforcement for appropriate behaviors
 - 4) Use consequences for inappropriate behaviors



GUIDELINES FOR PARENTS

#1 Use positive wording



Instead of...

Don't run in the store

Stop yelling

No throwing the ball in the house

Try...

You must walk in the store

Use your inside voice

You can only throw the ball outside

Tying it to the School Matrix

CLARDY WILDCAT EXPECTATIONS MATRIX

	Bus	Arrival/Dismissal	Hallway	Restroom	Cafe	Recess	Technology	Classroom	Assembly
Respectful	<p>Greet the bus driver and peers politely</p> <p>Level 1 Voice.</p> <p>Keep body in control</p> <p>Listen to the bus driver</p> <p>Follow directions the first time.</p> <p>Respond to Give Me Five! or the Wildcat Signal the first time</p>	<p>Respond to all greetings from school staff</p> <p>Voice Level 0 during announcements</p> <p>Listen for the bell</p> <p>Respond to Give Me Five! or the Wildcat Signal the first time</p>	<p>Respect the bulletin boards and framed pictures</p> <p>Voice Level 0</p> <p>Move quietly, since other classrooms may still be learning</p> <p>Silently wave to greet others</p>	<p>As permission from school staff to go</p> <p>Voice Level 0</p> <p>Protect the privacy of others</p> <p>Only 3 students in the restroom at a time.</p> <p>Use the grade level bathrooms, when possible</p>	<p>Follow all directions given by staff</p> <p>Talk with friends in a Level 2 Voice</p> <p>Say, "Please" & "Thank You"</p> <p>Raise hand for help</p> <p>Respond to Give Me Five! or the Wildcat Signal the first time</p>	<p>At the start of recess, line up & wait to be released to play</p> <p>Follow the rules of the game & be a good sport</p> <p>Listen to and follow all staff directions</p>	<p>Put away my iPad the first time</p> <p>Have "Apples Up" when the teacher is teaching</p> <p>Keep iPad clean</p> <p>Always ask an adult for permission to AirDrop</p> <p>Use iPad in class when instructed</p>	<p>Be an active listener</p> <p>Use appropriate voice level and tone</p> <p>Raise hand & wait to be called on to speak</p> <p>Take turns talking</p>	<p>Be an active listener</p> <p>Level 0 Voice</p> <p>Respond to Give Me Five! or the Wildcat Signal the first time</p>
Responsible	<p>Go directly to your seat</p> <p>Keep the aisle clear</p> <p>Be prepared for your stop</p> <p>Exit at your stop</p>	<p>Go directly to where you need to be</p> <p>Line up as directed by school staff</p>	<p>Walk in a line facing forward</p> <p>Go directly to your destination</p>	<p>2 pumps of soap & 3 pushes for paper towels when washing hands</p> <p>Place paper towels in trash can</p> <p>Enter & exit quickly</p>	<p>Sanitize or wash hands before eating</p> <p>Stay seated</p> <p>Keep table clean & throw away all trash</p>	<p>Report any problems to the staff on the playground</p> <p>Use recess equipment correctly</p> <p>Stop and freeze when you hear the whistle</p> <p>Put away all recess equipment</p>	<p>Bring iPad fully charged each day</p> <p>Keep iPad in backpack for arrival/dismissal</p> <p>Protect the iPad from food & drink damage</p>	<p>Do your best work</p> <p>Have materials needed</p> <p>Keep up with your own supplies</p> <p>Use school property correctly</p>	<p>Follow directions</p> <p>Be a good sport</p> <p>Sit on your pockets</p> <p>Stay in assigned area</p>
Safe	<p>Always stay in your seat</p> <p>Sit with your back against the seat</p> <p>Keep hands and feet to yourself</p>	<p>Walk when entering or leaving the building</p> <p>Keep hands and feet to yourself</p>	<p>Keep hands and feet to yourself</p>	<p>Keep hands and feet to yourself</p> <p>Report any problems to school staff</p>	<p>Touch and eat only your own food</p> <p>Keep hands and feet to yourself</p>	<p>Stay inside playground boundaries</p> <p>Ask permission to get balls that go over the fence</p>	<p>Demonstrate good digital citizenship by safe online</p> <p>Carry iPad appropriately</p> <p>Take care of the iPad</p>	<p>Stay in your area</p> <p>Keep your area organized</p> <p>Keep hands and feet to yourself</p>	<p>Keep hands and feet to yourself</p> <p>Always have body control</p>

Fostering expectations for home

Selecting 3-5 positive expectations that can be used to support the whole house.

Examples:

- Be respectful
- Be helpful
- Be understanding



Expectations At Home

	Riding in the car	Mealtime	Bedtime
Respectful	Keep background noise limited	Put dishes or trash away when finished	Be polite when reminded about bedtime
Responsible	Wearing seatbelt	Wash hands before helping others	Go to bed on time
Safe	Using a low voice and staying seated	Sit in area correctly	Electronic devices out of the bed

#2 Be a Teacher

Be a teacher when you have to say “NO”. Give a reason why.

For example, while shopping, your child asks you to buy him a toy. You know how many toys he already has, and you are short on time. You tell your child, “No, we can’t buy that toy today because you already have a toy in the car that you can play with on the way home.” If your child accepts your answer, compliment him, saying something like “Thank you for being respectful and understanding that we can’t buy a new toy today.”




Big emotions and Feelings

When embracing your child, remember that they are developing their brain and need guidance in handling emotions and feelings.

Strategies:

- Establish routines
- Breathing techniques
- Coping techniques



#3 Acknowledge Appropriate Behavior



Use positive reinforcement to teach your children which actions/behaviors are expected, accepted, or desired.

- What kind of acknowledgement does your child like?
- What do they enjoy doing?
- Is there something that your child considers a special reward?

#4 Setting Goals



As your child is earning rewards, just like at school, parents should have a goal for the child to work towards. This goal then reinforces the appropriate behavior

- Child must know what it is they are working for.
- Set a realistic goal of when it should be achieved by together.
- What happens if it isn't met by the date?

#5 Patience



BE PATIENT!

- How can we help guide parents in a respectful way of patience with their own child?
- What are the benefits?

*“To lose patience is
to lose the battle”*

-Mahatma Gandhi

#6 Creating Fair Consequences



Not all behaviors deserve the same consequence.

- What teaching strategies can you give to families to support follow through on consequences?
- What ways can we support families to scaffold the misunderstanding to provide clarity to learn and grow?

Communication



Jon Gordon ✓
@JonGordon11

Where there is a void in communication, negativity fills it.

@jongordon11

> COMMUNICATION

> TRUST

> COMMITMENT

> TEAMWORK

> RESULTS

Remember to Revise and Remind!

**Expectations change as
we grow.**



Contact Information



Clardy Elementary
North Kansas City School District

Andrea Eatinger
Andrea.Eatinger@Nkcschools.org

Katie Bishop
Katie.Bishop@Nkcschools.org

