




**A
Good
Process**

**Building, Implementing,
Reinforcing, and Developing
a Well Rounded PBIS Model**


Follow along

<https://tinyurl.com/4eyn5aht>


Session Outcomes



Attendees will learn how we evaluate school-wide data to determine behavior focus needs and how lessons are developed and implemented to meet those needs.



Attendees will learn about the different ways that we celebrate and incentivize positive behaviors within our school.



Attendees will have the opportunity to collaborate, plan, and ask questions about our processes.

Summary

Are you looking for ways to help teach behaviors within your school and celebrate the success and growth of your students? Then this is the presentation for you! In this session, you will learn how our team analyzes data to determine behavior needs of our school, and how lessons are developed and implemented school-wide to address those needs. We will also provide different ways that we celebrate and incentivize these areas of focus when they are met by our students. You will have time to collaborate with fellow colleagues on how you can implement this in your school and share ways that you focus on behaviors. We are all learners and want to hear from you as well!

We will use WICOR strategies such as think-pair-share, hand-up/pair-up, give-one/get-one to provide opportunities to collaborate.

Hello! We're...

Bingham Middle School's PBIS Team

Dr. Brett Playter
Mr. Matt Stacey
Lee Anderson
Kay Douglas
Matthew Hahn
Amy Hill
Sandra Hinckley
Ali Rather
Anna Zirpolo



About Bingham

Our Demographics

A = 0.8% AI = 0.5%
B = 15.5% MR = 14.7%
H = 15.3% PI = 1.6%
W = 51.3%

Where are we?

We are one of 4 middle schools in the Independence School District. Fun Fact: We are the MIDDLE of 3 middle schools sharing one campus.

Who are we?

We are a $\frac{7}{8}$ building housing between 750-800 students each year. We have 10 feeder elementary schools and we are the feeder school for one of our 3 high schools. Around 75% free and reduced lunch.

What are our challenges?

New staff numbers, transient students, post-COVID struggles like attendance, parent involvement in activities (we are not a neighborhood school)

Bingham is the
MIDDLE of 3
middle schools on
our campus.



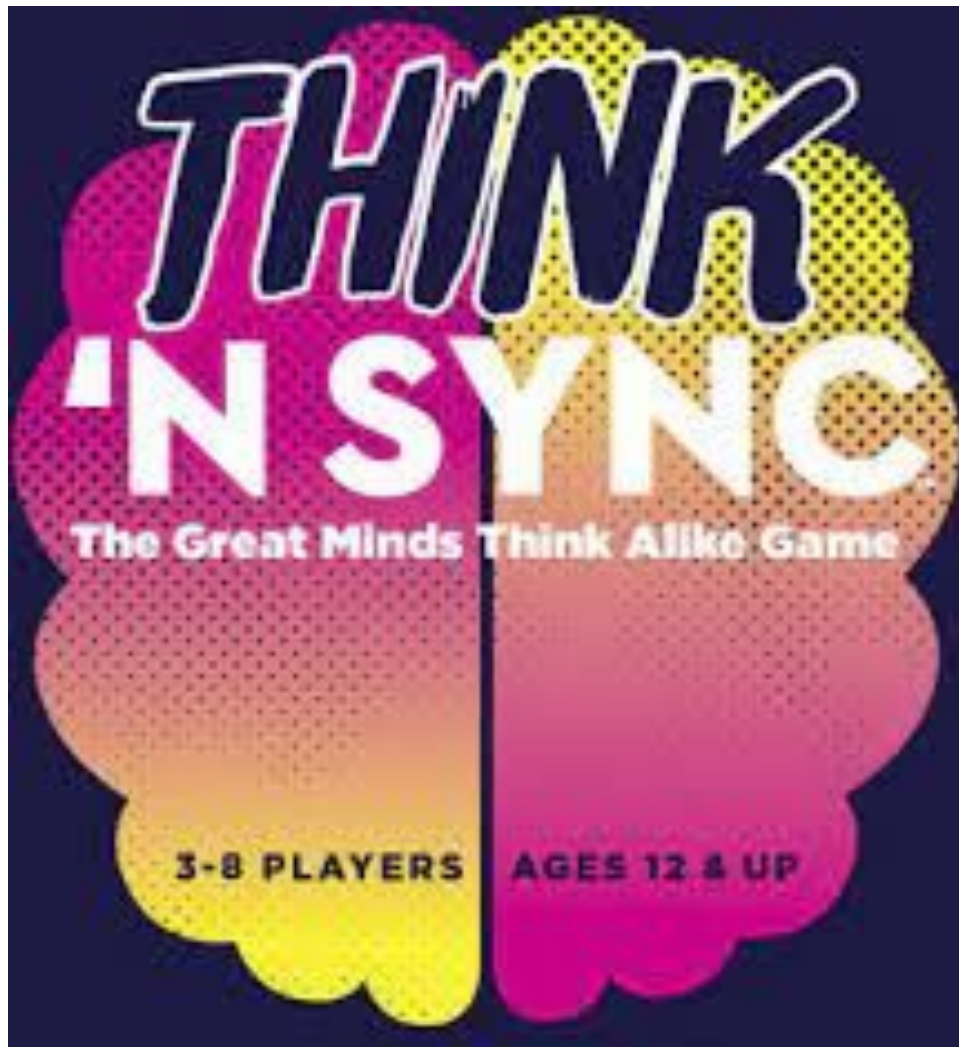
Activity Time

Getting to Know You

You need: Marker Board, Marker, Eraser

Group: Table groups





Students sit back-to-back with their partner with their marker board and marker (in a group of 3, the third person selects one of their two teammates to be their partner for the game and still sits back-to-back).

The teacher reads the slide topic to the entire class and then reads each of the 3 categories for the topic one at a time.

Students write an item that fits each category on their marker board.

When all 3 categories have been used, the teacher will say “Compare Answers” and students will compare with their partners and award themselves 1 point for each matching answer.


EXAMPLE

Animals

- A water animal
- A bird that can't fly
- A mythical animal

Points:

- 1.) **Fish**
- 2.) **Ostrich**
- 3.) **Unicorn**




Things you plug in

Something you
plug in the car

Something you
plug in the
bathroom

Something you
plug and unplug
every day




Jobs

A job that uses
a ladder

A job that uses
a special vehicle

A job that
works overnight




Fill in the Blank

Day _____

_____ House

Sun _____




Teacher Frustrations

A minor
disruption

A student
response that
makes things
worse

A reason a
"frequent flyer"
asks to go to
the nurse



Scholarly Behavior

A supply found
in a student
binder (or desk)
- NOT a pencil

Something a
"good student"
does


What it looks
like to sit "In
Bounds"

Sticky Storm

*Try to put only
one thought per
sticky note.*

As we learn and grow together, use the sticky notes to write down ideas and A-Ha's you have about:

- Staff needs
- Student needs
- Teaching
- Celebrating



At Bingham we...

Reflect

PBS Team - What does the data say we need to focus on?

Staff - How do we teach the focus to our students?

Students - How do I know what I need to focus on and what the expectations are for Bingham?

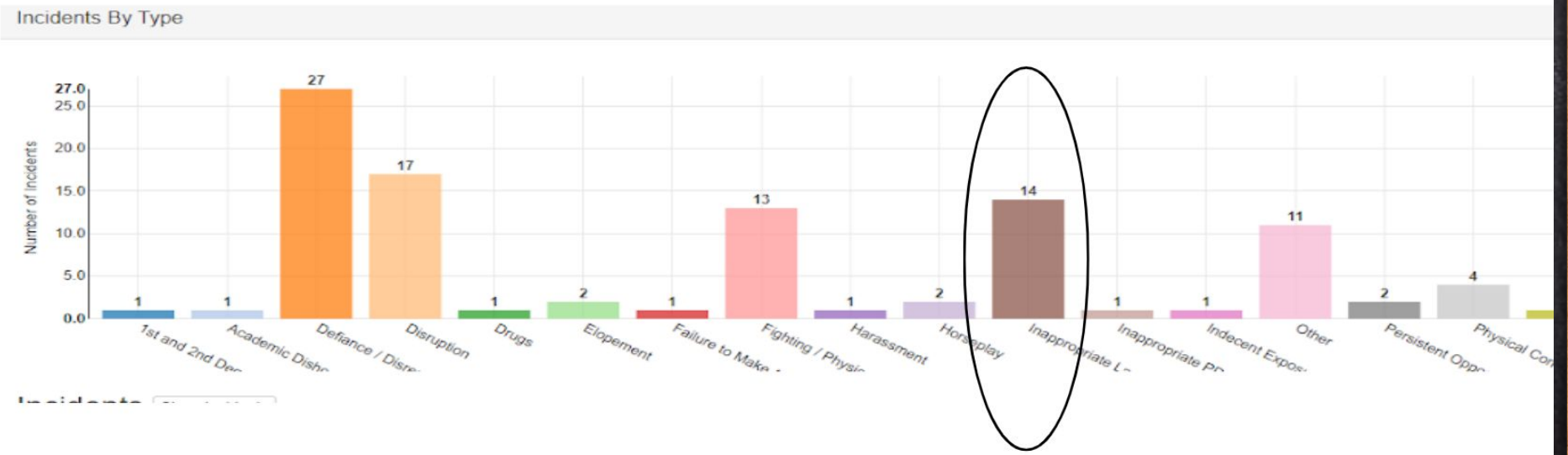



At Bingham we... Analyze Data

August - September 20th = 13 Incidents



September 20th - October 24th = 14 Incidents





At Bingham we...

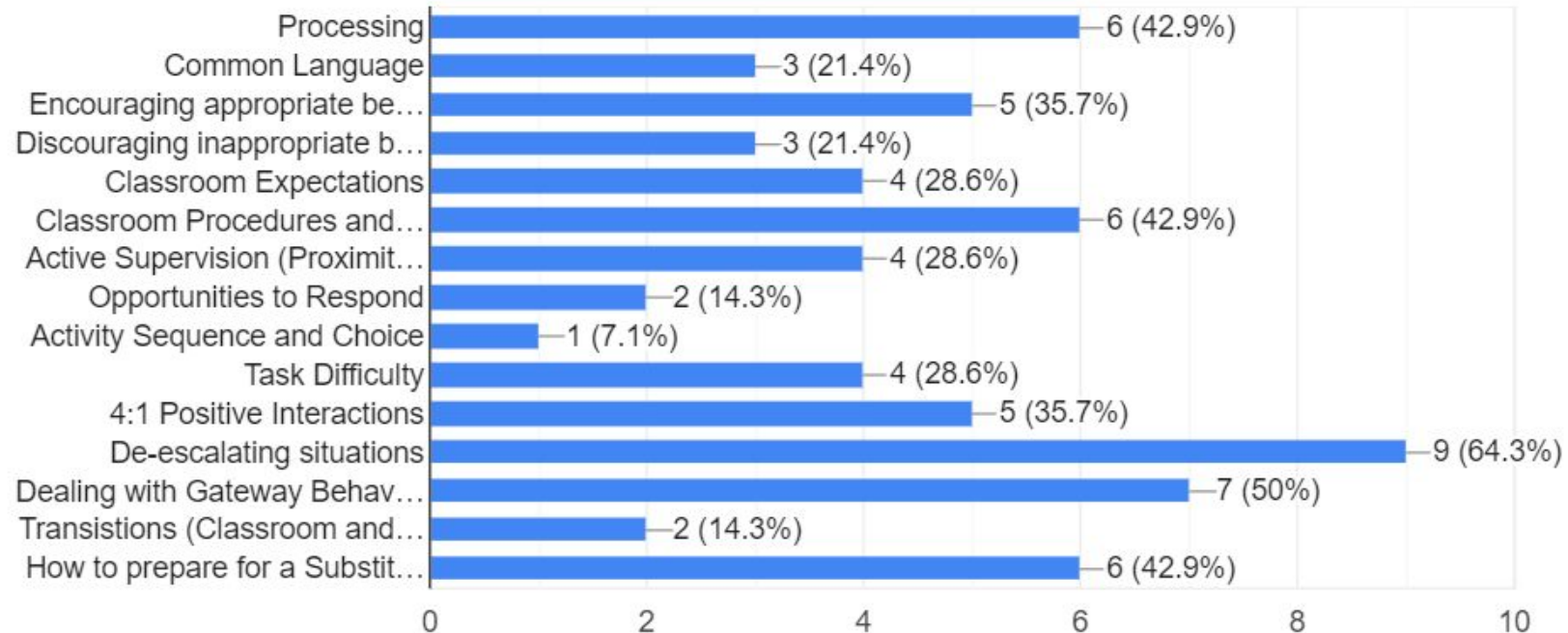
Want to know what our staff feels they need...

What areas would you like to see opportunities for future training?



Pick your TOP 5.

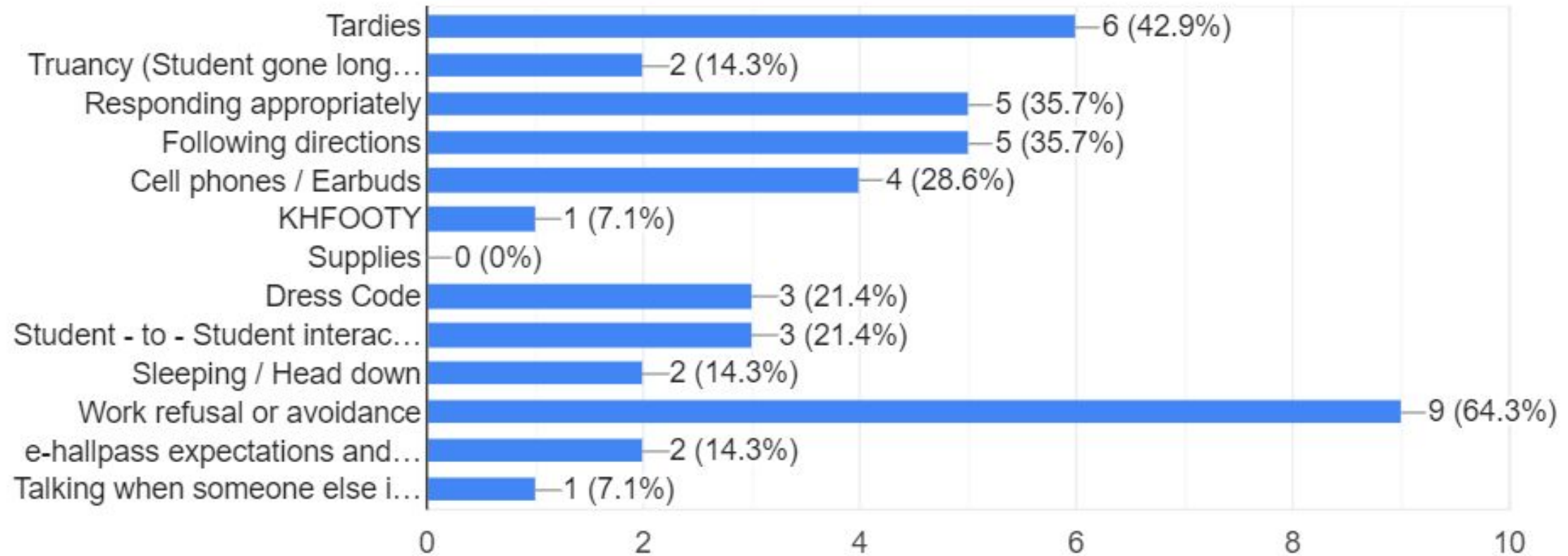
14 responses



What are the TOP 3 behaviors should we focus on as a school between now and the end of the semester?



14 responses



At Bingham we...

School Matrix

Check out our [School Matrix!](#)

Think about it:

How can you be safe, respectful, and responsible at home and all settings away from school?

Have Booster lessons for the students to learn, discuss, and reflect appropriate behaviors.

Behavior Reflection (highlight and explain)

When I am at school... on a scale of 1 - 10 where 1 is poor and 10 is amazing...

I follow directions the first time 1 2 3 4 5 6 7 8 9 10

- I marked this because _____

I am focused and on task 1 2 3 4 5 6 7 8 9 10

- I marked this because _____

I have my supplies ready 1 2 3 4 5 6 7 8 9 10

- I marked this because _____

I use my technology appropriately 1 2 3 4 5 6 7 8 9 10

- I marked this because _____

Have students teach their parents about our Behavior Matrix at fall conferences and reflect being safe, respectful and responsible at home.

Attendance & Tardies

At Bingham we know that attendance matters both at school AND in the workplace.

We want to prepare students to be successful employees in the future.

We have students look each week at their attendance percentage for the entire year and at their tardies for the semester.

Attendance & Tardies

Students - Please use the attendance tracker to show your guests how you check your attendance each week.

The following [link](#) will take you to instructions that will help you calculate your attendance percentage.

Have students reflect on their behaviors during spring conferences.



Responding Appropriately by using Appropriate Language

Behavior Booster Lesson

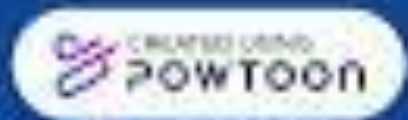


The Bingham WAY

At Bingham we respond appropriately.

Unacceptable

First meetin






Let's Think!

Why might overhearing the use of profanity cause others to have a negative first impression of someone they don't know?

When does using profanity make situations worse? Why?

If you're unsure what type of language is appropriate to use in a situation, what should you do?

Today's Lesson



Inspiring Greatness
ISD
 INDEPENDENCE SCHOOL DISTRICT

Bingham's Weekly Check-In

MyAVID
 Proven Achievement. Lifelong Advantage.

Week of _____

Tue: PBIS Lesson	Wed: Binder Check	Thu: Grade Check	Fri: Vocabulary Word of the Week																		
Lesson Focus:	<input type="checkbox"/> Binder Cover <input type="checkbox"/> Pencil Pouch with Supplies <input type="checkbox"/> Agenda <input type="checkbox"/> Reflection Section <input type="checkbox"/> Homework Folder	<table border="1"> <thead> <tr> <th>Class</th> <th>Grade</th> <th>Missing</th> </tr> </thead> <tbody> <tr><td>ELA</td><td></td><td></td></tr> <tr><td>Math</td><td></td><td></td></tr> <tr><td>Science</td><td></td><td></td></tr> <tr><td>Social Studies</td><td></td><td></td></tr> <tr><td>PE</td><td></td><td></td></tr> </tbody> </table>	Class	Grade	Missing	ELA			Math			Science			Social Studies			PE			Vocabulary word _____ Circle your understanding of the word 1 2 3 4
Class	Grade	Missing																			
ELA																					
Math																					
Science																					
Social Studies																					
PE																					
		Total # of days _____ # of days absent _____ Cumulative Attendance _____%	Quick sketch of the word _____																		

Write the sentence here

Let's respond appropriately by using appropriate language.

Additional Behavior Lesson

Schedule of Behavior Lessons (2023-2024)

Student Reflection Survey - Q2 (taken as
a homeroom)


Student Reflection Survey - Q3 (taken as
a homeroom)

With your group

What data can we
look at? How often?
How will we use it?

Topic Focused

Turn and Talk



At Bingham we...

Respond to the data by

Training

Teaching

Reminding (announcements)

Adjusting

Professional Development



Training - staff

STAFF PD

Heavy at the beginning of the year and ongoing

New Teacher Academy

New Staff / Teacher Support Meetings

Bingham Way

Teachers present specific topics each hour

Beginning of the year

Beginning of 2nd semester

Ed Camp

Staff picks topics they would like to present training for

Staff picks topics to attend

Some presentations are "mandatory"

Secondary Summit

Entire district

- 4 middle schools
- 3 high schools
- 1 alternative school

Hundreds of topics to choose from

Day long event
Several PBIS and classroom management options available

Behavior Booster Lessons

Designed to teach both students and staff about specific behaviors and expectations on a weekly basis

Click on the links below to access the information for the first day of school.

Monday, August 21 AM

- [Welcome &...](#)

This is an EXAMPLE. The actual links have been removed.

All staff use the following links to share information with students on our “Bingham Way Days.”

This allows us to teach both staff AND students about our common expectations.

[What are my Strengths?](#)

[ePortfolio](#)

Monday, August 21 - Coach Lesson: [AVID Binders & Agendas](#)

Teaching & Reminding - students

Bingham Way
Days

Video
Announcements

Weekly
Behavior
Lessons

Class warm ups

Classroom
reminders/retea
ching as needed

Reminders
posted
EVERYWHERE

Wednesday, March 20th AM



[Morning Announcements](#)

Order of events:

Agenda filled out and supplies ready

Behavior warm-up

Notes from Video (BOTH pages)

Assignment (Equations and Graphs)

Behavior Check-in (on Math Checklist packet)

Task Card Activity

Video and reflection question

Stay Safe / Read / Homework
(no Chromebook at all today)

Additional Practice (backup to Video if needed)



Behavior Checklist:

If our Guest Teacher feels our class has met all 8 expectations on the Behavior Checklist, they will have a quick Celebration to share with you today. (Their decision, not yours.)

If our Guest Teacher says that your overall behavior was **EXCELLENT**, you will get to Celebrate with Mrs. Douglas on Friday.

Notice: The colors show which behaviors belong with which activities.

Students → This is just like our Star Celebration checklist.

**CLICK THE DOWN arrow one time TO
THE BEHAVIOR CHECKLIST.**

Job #2

Hand out the math packet NOW.
Students - remember behavior expectations.
Copy EVERYTHING from the videos onto
your note page.

Today's Checklist

 Please mark off as you complete each item and answer the Quick Check about the activity.)

- Behavior Warm-up Completed (see questions at the top of this page)
- Equation NOTES Completed (Quick Check: circle which is a DP equation $y=3x$ $y=3x+2$)
- DP and Equations Practice (Quick Check: #15 How much was each ticket? _____)

Behavior Check-in (after Equations Assignment):

	0 = Awful	2 = OK	3 = Good	5 = Excellent		
How would you rate YOUR behavior so far?	0	1	2	3	4	5
How would you rate the overall class behavior so far?	0	1	2	3	4	5

What do you need to focus on to help earn a celebration?

- Graph NOTES Completed (Quick Check: What point does a graph HAVE to go through? _____)
- DP and Graphs Practice (Quick Check: Is #3 a direct proportion graph? _____)
- Direct Proportion Task Cards (Quick Check: How many task cards did you complete? _____)
- Watch video and complete the REFLECTION page

Behavior Reflection (during the last 5 minutes of class):

What behavior expectations did our class manage the BEST?
Were there any areas of behavior struggles?

At the end of the hour, turn this paper in to the teacher.

Behavior Warm-up and Math Checklist

Name: _____

Date: _____

Hour: _____

Behavior Warm-up

No Chromebook today - No arguments!

1. How do we sit?
2. What is a disruption?
3. Mrs. Douglas LOVES to celebrate EXCELLENT behavior.
What does EXCELLENT behavior look and sound like?
4. What has to happen for our class to get to celebrate?
5. What do YOU have to do so YOU get to celebrate?
6. What does it mean to "be a good worker"?
7. What does it mean to be focused & on task?
8. We don't _____ or _____ without permission.

Today's Checklist

(Please mark off as you complete each item and answer the Quick Check about the activity.)

- Behavior Warm-up Completed (see questions at the top of this page)
- Equation NOTES Completed (Quick Check: circle which is a DP equation $y=3x$ $y=3x+2$)
- DP and Equations Practice (Quick Check: #15 How much was each ticket? _____)

Behavior Check-in (after Equations Assignment):

	0 = Awful	2 = OK	3 = Good	5 = Excellent		
How would you rate YOUR behavior so far?	0	1	2	3	4	5
How would you rate the overall class behavior so far?	0	1	2	3	4	5

What do you need to focus on to help earn a celebration?

- Graph NOTES Completed (Quick Check: What point does a graph HAVE to go through? _____)
- DP and Graphs Practice (Quick Check: Is #3 a direct proportion graph? _____)
- Direct Proportion Task Cards (Quick Check: How many task cards did you complete? _____)
- Watch video and complete the REFLECTION page

Behavior Reflection (during the last 5 minutes of class):

What behavior expectations did our class manage the BEST?
Were there any areas of behavior struggles?

At the end of the hour, turn this paper in to the teacher.

Mark off
the items
on the
checklist
as you
complete
them.


“Number the Stars”

Class Rewards!

Our class needs to collect 5 stars to win!
(Each goal met = pick a #)

STAR Check-in Opportunities

- All agendas filled in
- 100% Homework completed
- Focused and On Task
- Follows directions
- Productive and Appropriate Partner Work
- Notes and Participation Check
- Empty safe seat
- Heads up/ Hoods down





Number the Stars

Students work as a class to earn opportunities to remove a number. Once 5 stars are revealed, we celebrate as a class.

Example Activities: Blurt Over or Under I Should've Known That

Fast Five



1. What is a disruption?
2. We don't _____ or _____ without permission.
3. How do we sit?
4. What does KHFOOTY mean?
5. Focused and on task means: _____, _____, and _____?

Choral Reading

- KHFOOTY means **Keep Hands Feet and Other Objects To Yourself.**
- We sit **in seat, in bounds.**
- Focused and On Task means **seated, silent, and working.**
- A disruption is **anything that stops learning.**
- When I say “If you’re talking,” you say, **“Please stop.”**


Matrix Reminders




	ALL SETTINGS	CLASSROOM	HALLWAYS	CAFETERIA	RESTROOMS/ LOCKER ROOMS	ARRIVAL/ DEPARTURE
BE SAFE	<ul style="list-style-type: none"> KEEP FEET AND OTHERS TO YOURSELF REPORT UNSAFE ACTIVITY SOLVE PROBLEMS PROUDLY WALK KEEP PATHS AND DOORS CLEAR 	<ul style="list-style-type: none"> USE MATERIALS APPROPRIATELY 	<ul style="list-style-type: none"> WALK KEEP HANDS TO YOURSELF LINE UP ALONG WALLS WHEN TEACHERS ARE NOT PRESENT WALK ON RIGHT SIDE AND GO FORWARD STAY IN LINE WITH YOUR CLASS 	<ul style="list-style-type: none"> RANGE YOUR HAND FOR NO FLOOR TO LEAVE SEAT WALK REPORT SPILLS 	<ul style="list-style-type: none"> USE RESTROOM FACILITIES FOR THEIR INTENDED PURPOSES WASH HANDS WITH SOAP AND WATER REPORT VANDALISM AND DAMAGING 	<ul style="list-style-type: none"> FOLLOW DIRECTIONS MANAGE YOUR PERSONAL BELONGINGS
BE RESPECTFUL	<ul style="list-style-type: none"> USE RESPECTFUL LANGUAGE ACKNOWLEDGE WHEN OTHERS ARE SPEAKING TO YOU BE AN ACTIVE LISTENER APPROPRIATELY FOLLOW DIRECTIONS THE FIRST TIME USE APPROPRIATE VOICE LEVELS NO PDA 	<ul style="list-style-type: none"> LISTEN WHEN OTHERS ARE TALKING SEIZE DISCUSSION TO CURRENT TOPIC 	<ul style="list-style-type: none"> ALWAYS HAVE A PASS WALK AND WAIT QUIETLY WHEN CLASSES ARE IN SESSION GO STRAIGHT TO LOCATION AND BACK 	<ul style="list-style-type: none"> USE PROPER MANNERS EAT YOUR OWN FOOD KEEP YOUR PLACE IN LINE DO NOT INTERFERE WITH OTHERS 	<ul style="list-style-type: none"> GIVE PRIVACY TO OTHERS KEEP STALLS, WALLS, AND FLOOR CLEAN 	<ul style="list-style-type: none"> TALK ONLY YOUR BELONGINGS NO PDA
BE RESPONSIBLE	<ul style="list-style-type: none"> BE PREPARED USE MATERIALS CORRECTLY TAKE RESPONSIBILITY FOR YOUR BELONGINGS BE WHERE YOU BELONG IN TIME TELL TEACHERS YOU ARE LEAVING ASK PERMISSION 	<ul style="list-style-type: none"> TURN IN ASSIGNMENTS ON TIME COMPLETE THE WORK YOU ARE ASSIGNED TAKE CARE OF YOUR SPACE AND AREA BE PREPARED (PENCIL, RUBBER, PAPER, ETC.) SCHEDULE TO COME WITH THE TEACHER BEFORE THE TIME 	<ul style="list-style-type: none"> RESPECT HALLWAY OWNERS RETURN TO CLASS PROMPTLY ARRIVE TO CLASS ON TIME 	<ul style="list-style-type: none"> CLEAN UP AFTER YOURSELF TAKE OFF SHOES/JACKET BEFORE ENTERING STORAGE AREA STAY IN YOUR CHAIR WAIT FOR TEACHER TO COME FROM TABLE KEEP YOUR AREA RESPONSIBLE LEVEL 	<ul style="list-style-type: none"> CLEAN UP AFTER YOURSELF TAKE CARE OF YOUR BELONGINGS USE LOCKERS RESPONSIBLY LOCK UP YOUR BELONGINGS 	<ul style="list-style-type: none"> REPORT ON TIME AND DIRECTLY TO YOUR DESTINATION NO UP OR DOWN BE IN DESIGNATED AREA TAKE ALL BELONGINGS USE YOUR OWN LOCKER



Where can you find the Matrix?



Click [here](#) to play the video on Youtube



At Bingham we...

Celebrate every chance we get



Students

Team

Grade

Building

With people you might not know what are ways your building celebrates staff and students?

Hand up, Pair up


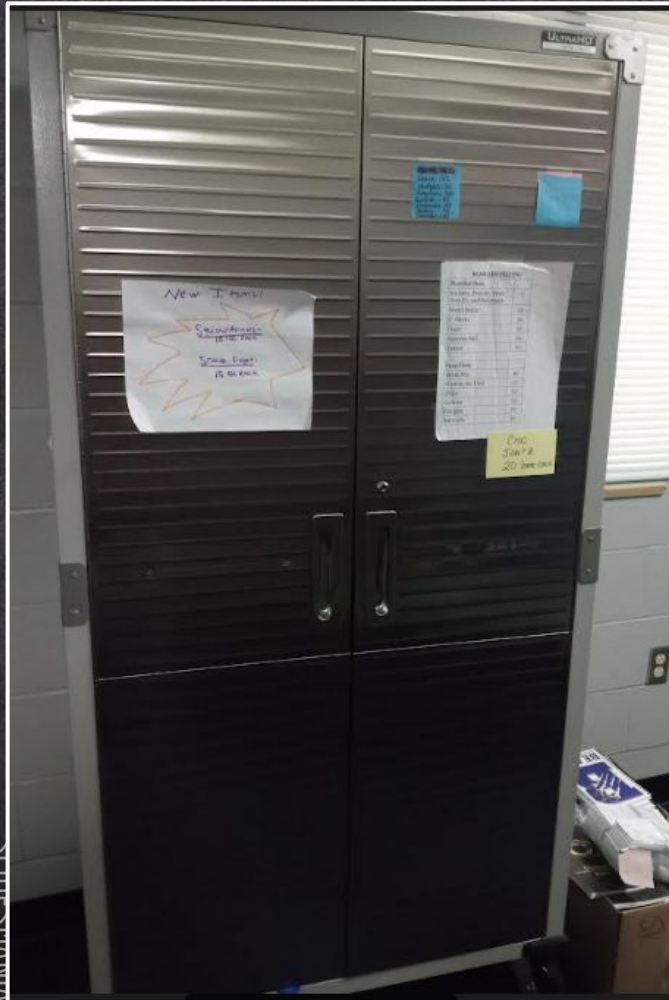
Give one


Get one

Student Celebrations

- Tangible reinforcement → Bear Coin, Bear Den
- Quick celebrations for goals met → activities/treats for behavior and academic goals (100% board, WICOR applause, punch on a punch card)
- Scholars Game On - individual choice celebrations

Bear Coin and Bear Den



**BEAR COIN**

- Being Safe
- Being Responsible
- Being Respectful

In appreciation for doing the right thing!

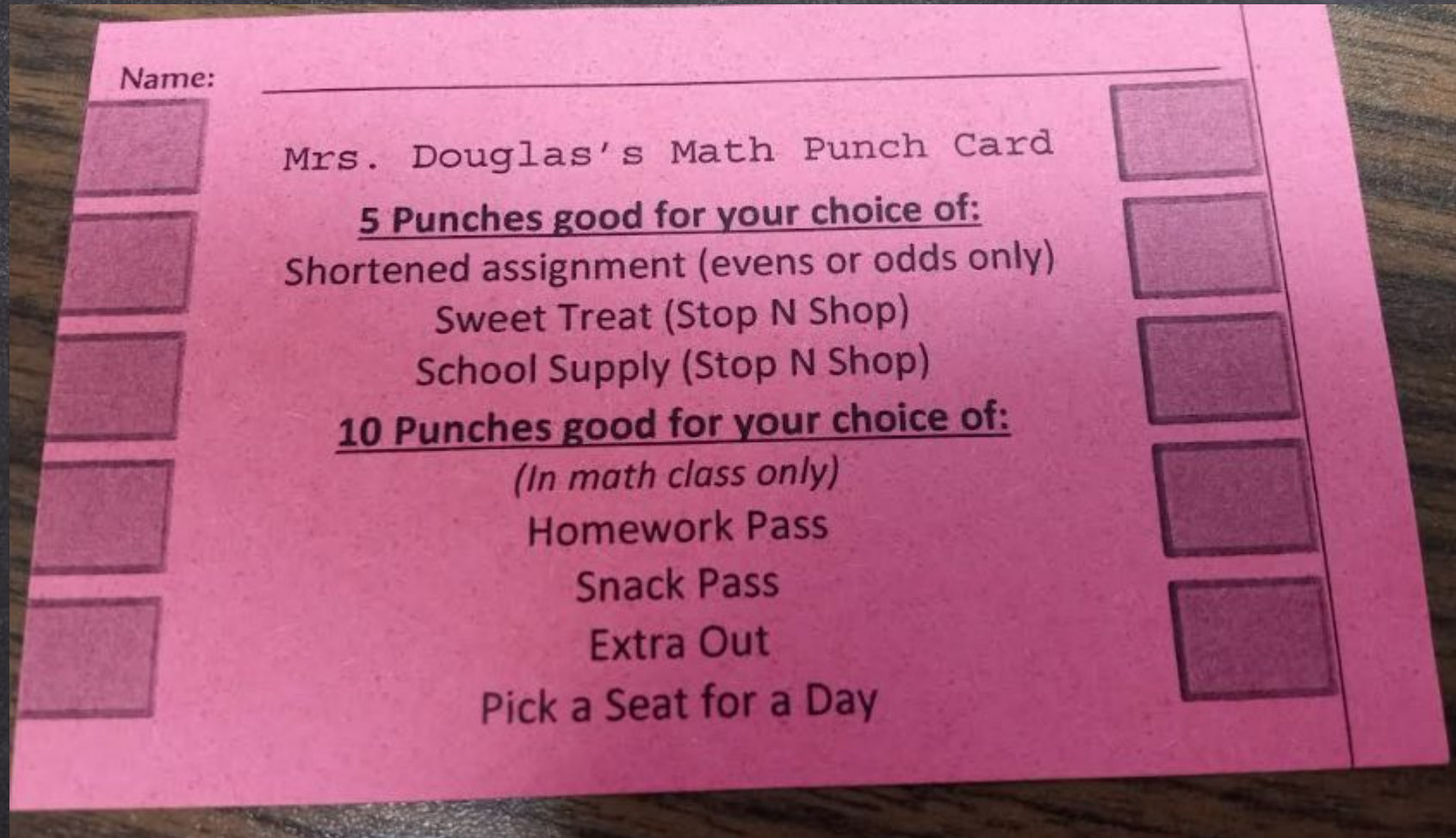
Punch Cards

Name: _____

Mrs. Douglas's Math Punch Card

5 Punches good for your choice of:
Shortened assignment (evens or odds only)
Sweet Treat (Stop N Shop)
School Supply (Stop N Shop)

10 Punches good for your choice of:
(In math class only)
Homework Pass
Snack Pass
Extra Out
Pick a Seat for a Day





Prize Bucket

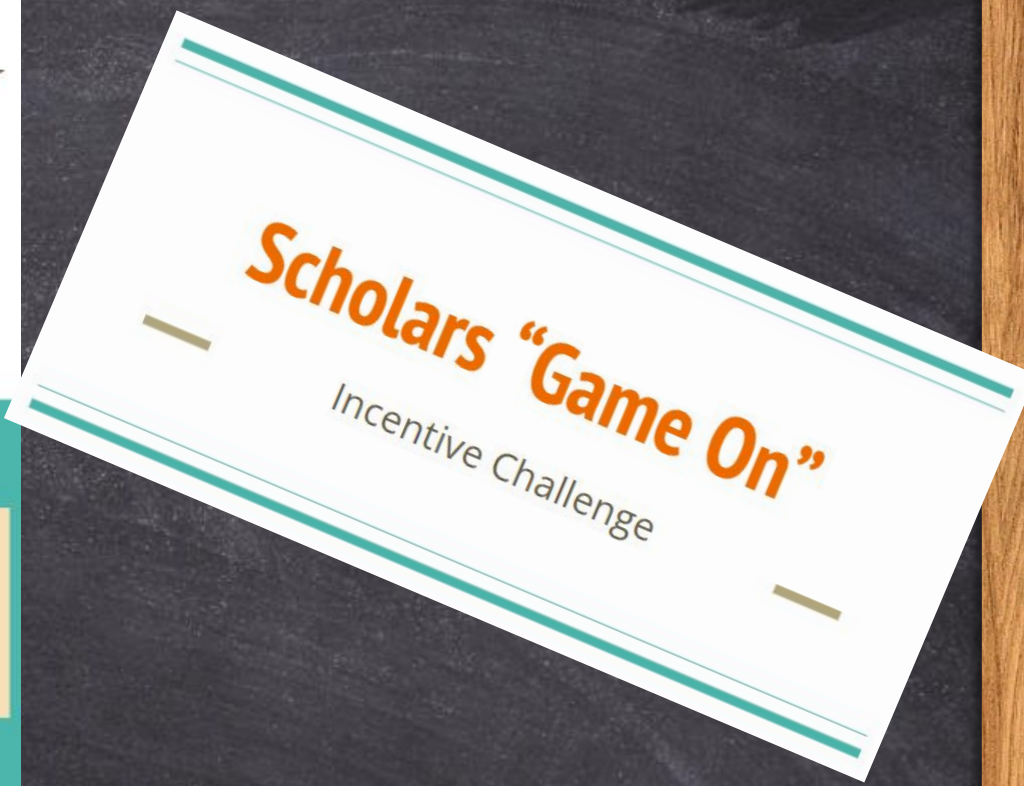
Sweet Treats
Stop and Shop
Specialty Items



10
Stamps

What are we working for?

YOU
choose
your
incentive.



Option 1
Music device
Core classes all day

Option 2
Video and Bring your
own Treats
Food and Drink

Option 3
Computer
Competitions

Option 4
Gym (or outside) /
Friend Time

Wednesday

FLOATABLE

Monday

Tuesday

Special Notes

We provide the opportunity,
you provide the
scholarly behaviors.

- All stamps must be earned before the start of 8th hour on the last day of the "Game On" week.
- You **CAN** earn more than 1 incentive.
- Teachers will provide opportunities for students to show proof of scholarly behaviors.
- Students can Be RESPONSIBLE and share proof of scholarly behavior at appropriate times (passing time, homeroom, work time, etc)

Earn Tickets in Core Classes

Earn stamps for displaying SCHOLARLY behaviors in each core class AND homeroom.

Math:

- Supplies upon request
- Actively participating in class
- Completed Homework WS

ELA:

- No Missing work
- Completed

Homeroom:

- Supply check
- No buddy room
- Completed homeroom lessons
- Agenda filled out

Social Studies:


- No Missing work
- Completed.....

Science:

- No Missing work
- Completed Homework WS

Team Celebrations

- Student of the Month recognitions with surprise sign drops
- Monthly Incentives for goals addressing attendance, attitude and achievement, our 3 A's of being safe, respectful, and responsible
 - August → no buddy rooms/iss/oss = Game Day (Shoe Relay)
 - September → All homeroom lessons complete & Agenda filled = Game Day (Toxic Waste)
 - October → All C's and above = Fall Surprise (Team Trick-or-treating)
 - November → No Buddy Rooms/ISS/OSS = Tasty Treat (Hot Chocolate Bar)
 - December → Attitude, Attendance, Achievement = Holiday Surprise (decorating sugar cookies)
- Classroom celebrations for excellent behavior for a sub. - like Think NSync
- Classroom celebrations for excellent behavior/ protecting the classroom learning environment - like Think NSync



TEAM 7-2

MONTHLY INCENTIVES



AUGUST

No Buddy Room,
ISS, OSS

REWARD: GAME DAY!

SEPTEMBER

Complete All
Homeroom Lessons
& Agenda

REWARD: GAME DAY!

OCTOBER

All Cs and Above

REWARD: FALL SURPRISE!

NOVEMBER

No Buddy Room,
ISS, OSS

REWARD: ASST TREAT!

DECEMBER

Attitude
Attendance,
Achievement

REWARD: HOLIDAY SURPRISE!

JANUARY

No Tardies

REWARD: GAME DAY!

FEBRUARY

3 or Less Missing
Assignments

REWARD: HOLIDAY SURPRISE!

MARCH

90% Attendance or
Higher

REWARD: GAME DAY!

APRIL

Game On!

REWARD: TICKET BOARD!

MAY

No Buddy Room,
ISS, OSS

REWARD: NUMEROUS CHOICES!

Bingham Bell Schedule

7th Grade



Staff Celebrations

You're Incredible
Pod Shout-outs
Spectacular Staff Shout-outs
The "Happy" Cart



Building Celebrations

- Golden Bear Coin
- Bear Coin Raffle for BIG items → Gaming Monitor, Bluetooth Headphones
- Homeroom competitions
- Quarter Celebration Day
- Semester Activity Day
- Miniature golf field trip

Spectacular Staff Shout-Outs



Stacey Mitchem <stacey_mitchem@isdschools.org>

to Bingham ▾

Wed, Jan 17, 10:10 PM



BMS Spectacular Staff Shout-Outs!: Week of January 11 - Ja

Staff Name(s)	Shout-Out/Positive Recognition Comment
Rose Vogel	She loves the students and has a fun playful way with them. She is kind a
Autum	You have been amazing support the last week! We appreciate you!
Shelby	I am so happy to work next to you. You are so helpful in making my life e
Dr. Playter	Thanks for sweeping my car off, you saved the day.



**Chance to earn a treat, bragging rights,
and the banner above your
homeroom's door!**



HOMEROOMS WILL
COMPETE TO SEE
WHO HAS THE
HIGHEST
ATTENDANCE IN
EACH GRADE!
MARCH

IRVINE
86.1%

LINDQUIST
86.1%

KELLY
86.3%

THERIAC
87.3%

ROBINSON
89.2%

HAWKSLEY
92%

**DOUGLAS/
MEACHAM**
96%

GRIFFITH
96.5%

Updated March 12



Additional Links

#1



Schedule of Behavior Lessons

#2


Behavior Booster Lessons

#3

Common Language



Time to Collaborate





Sticky Storm

Group Sort
and Label

With your group/table

- Staff needs
- Student needs
- Teaching
- Celebrating

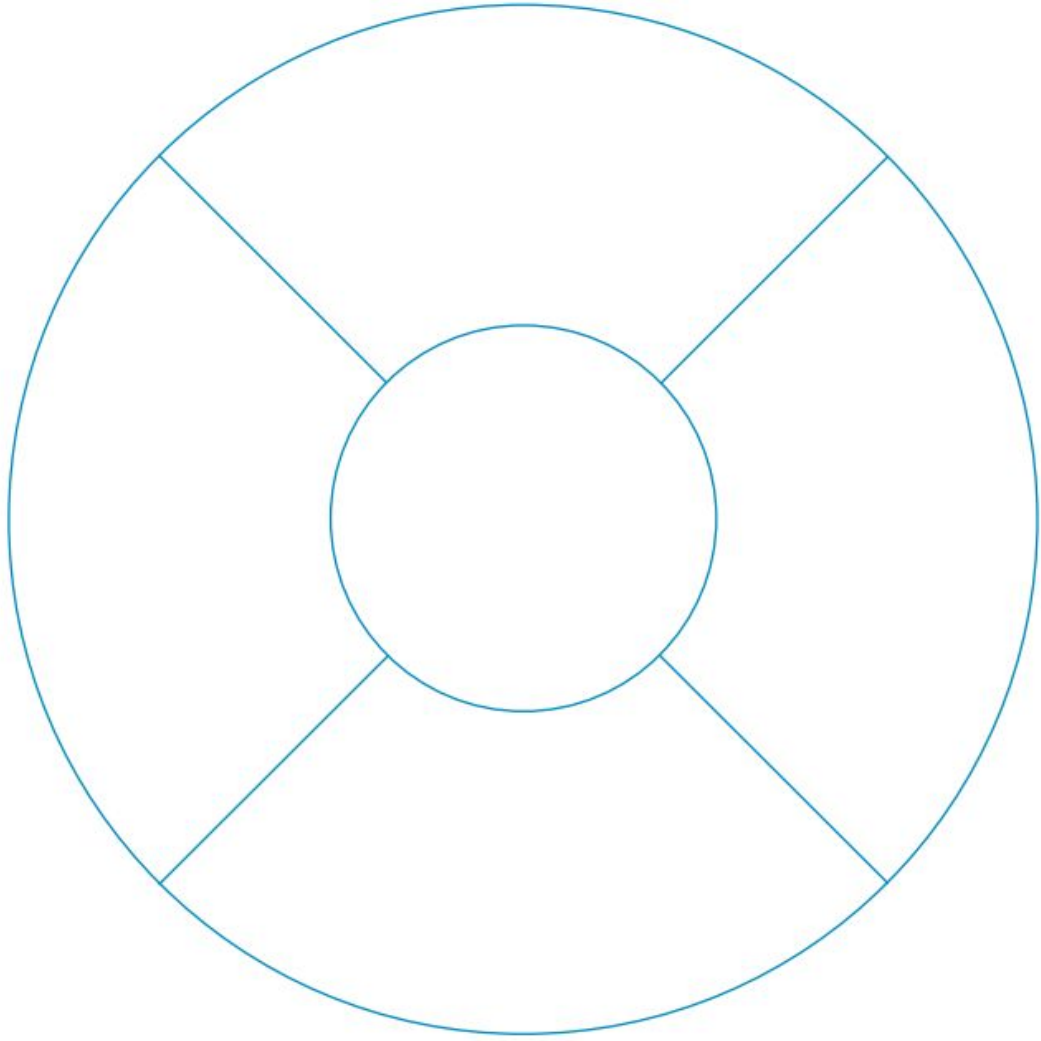
Student Resource



Mandala Template

Center of the circle = Most important term or focus symbol

Around the circle = Supporting text or symbols



Summary/Reflection

The Important Thing

Three important ideas/things from this session are _____, _____, and _____, but the most important thing I got from this today is _____.

Thank you for joining us today!

Don't forget to
complete the
session feedback
survey in the
Guidebook app.

Do you have any questions?

Dr. Brett Playter
brett_playter@idschools.org

Matt Stacey
matt_stacey@idschools.org

Credits.

Presentation Template: SlidesMania

Images: Unsplash

Fonts used in this presentation: Coming
Soon and **Chelsea Market**