


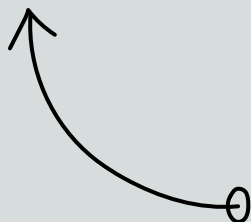



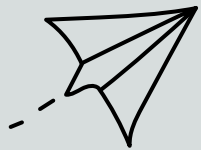



# Freshman Focus

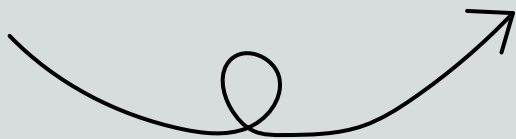
Lebanon High School






# Session **Outcomes**



- Attendees will understand how we developed a required class for freshman to help them transition from middle school to high school.
- Attendees will be given examples of the curriculum and social skills lessons designed to support the social-emotional needs of freshman students.





# Session Description

This session provides implementation examples of the Freshman Focus course at Lebanon High School. This course was designed specifically to help freshman students as they transition from middle school to high school. The session leaders will give examples of how they use this course to provide students with practical support in the areas of time management, organization, study skills, and school-wide expectations. The course also supplies students with social-emotional lessons to help them as they navigate the waters of high school.



# Presenters




**Jordan Campbell**

Spanish  
&  
Freshman Focus Teacher




**Ashley Bateman**



College Prep,  
Freshman Focus  
Teacher,  
A+ Coordinator







# TABLE OF CONTENTS.



## 01 Basics of Freshman Focus

We will talk about why we have Freshman Focus at our school and how it is set up.

## 04 Semester 2 Goals

We will also talk how Semester 2 is focused on career pathways and skills.

## 02 How It Was Built

We will talk about how our Freshman Focus team created the curriculum.

## 05 The WHOLE Student


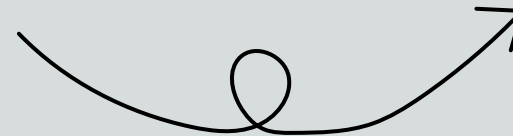

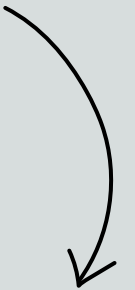

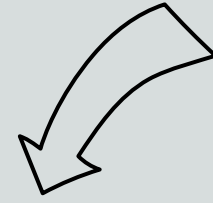
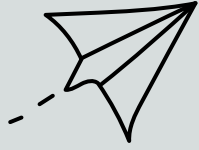
We will talk about how the course focuses on the WHOLE student and their success during AND after high school.

## 03 Semester 1 Goals

We will talk about how Semester 1 is focused on becoming a successful high school student.


## 06 Round Table

Everyone will talk about common struggles with freshmen and how these can be integrated into a Freshman Focus course.




# Basics of Freshman Focus.

Why we have Freshman Focus at our school and how it is set up.



# Why Have a Freshman Focus Class?


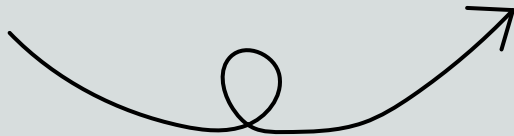
## Academies = Setting the Stage



Our school is moving towards academies.

Part of that process is setting the stage for students as freshmen.

- How to be a successful student
- How to transition from middle school to high school
- Explore careers that will help them choose their future pathways





# SOME **PBS** FACTS ABOUT OUR STUDENTS



**36%**

1 or More F's

**93%**

Average Daily  
Attendance

**32%**

Have Received  
Referrals

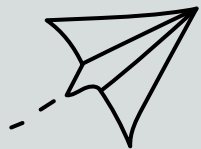




# Basics of the Class

- Required for all freshmen
- Year-long class
- Graded
- .25 credits towards graduation earned each semester
- 90-minutes every other day
- Daily lesson with journaling
- 20-30 minutes of study group time each class period


**Freshman Focus is an automatic intervention for students and is a way to be proactive in helping plan for their future as a student and beyond!**





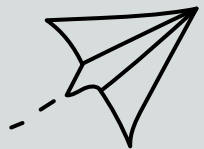
# How We Built Freshman Focus.


How our Freshman Focus team created the curriculum.



# Sources We Used

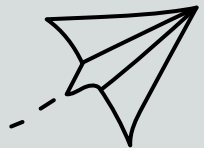
- NCAC
- Hillcrest High School
- SREB
- Xello
- Josten's Renaissance
- WhyTry website






# NCAC

- *National Career Academy Coalition*
- Organization that provides resources and support for career academies
- [Units topics were shared](#)

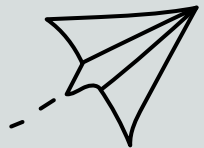







# Hillcrest High School

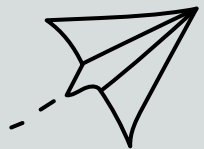
- Springfield, Missouri
- Informational school visit
- [Shared list of topics](#)






# SREB

- *Southern Regional Education Board - homeroom/advisory resources*
- Previous resource used in advisory classes in the past at LHS
- <https://www.sreb.org/>

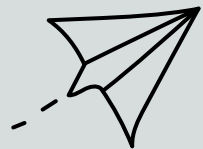




# Xello

- College and career readiness software program
- [Scope & Sequence](#)

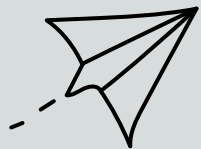

The screenshot shows the Xello user interface. At the top, there is a navigation bar with the Xello logo and icons for Home, About Me, Explore, and Plans. Below the navigation bar, the main content area is divided into several sections. On the left, there is a 'All Lessons' section for Grade 9, showing a progress indicator of 0% and a 'Personality Styles' card with a 'Get Started' button. Below this is an 'Exploring Career Factors' section, also showing 0% progress. On the right, there is an 'About Me' section with a progress indicator of 100% and a list of completed items: Matchmaker, Personality Style, and Mission Complete. Below this is an 'Explore Options' section with a list of items: Careers, Schools, Majors, Opportunities, and Saved Options. At the bottom right, there is a 'Portfolios' section with a 'New' badge, a description, and two portfolio thumbnails: 'My Career Research' and 'Photography Project'.






# Josten's Renaissance

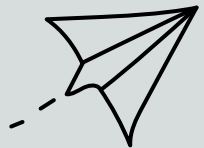
- **Harbor** - character development videos
- [Youtube playlist of videos](#)
- Subscription to Josten's Renaissance includes lessons to go with videos





# WhyTry Website

- Tools to tackle social-emotional/mental health wellness while building relationships
- <https://whytry.org/whytry-program/>







# Curriculum Work



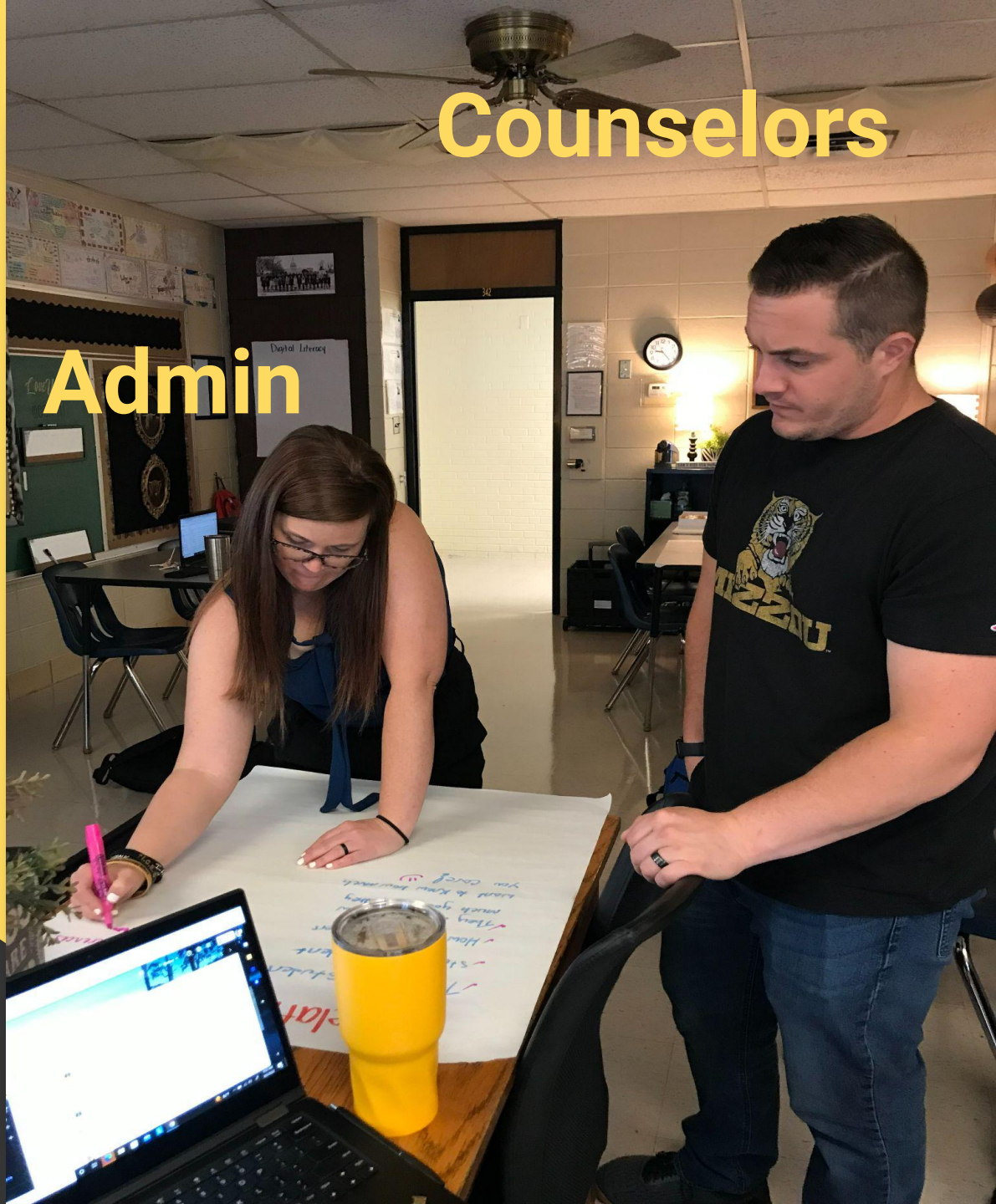
# Team Planning



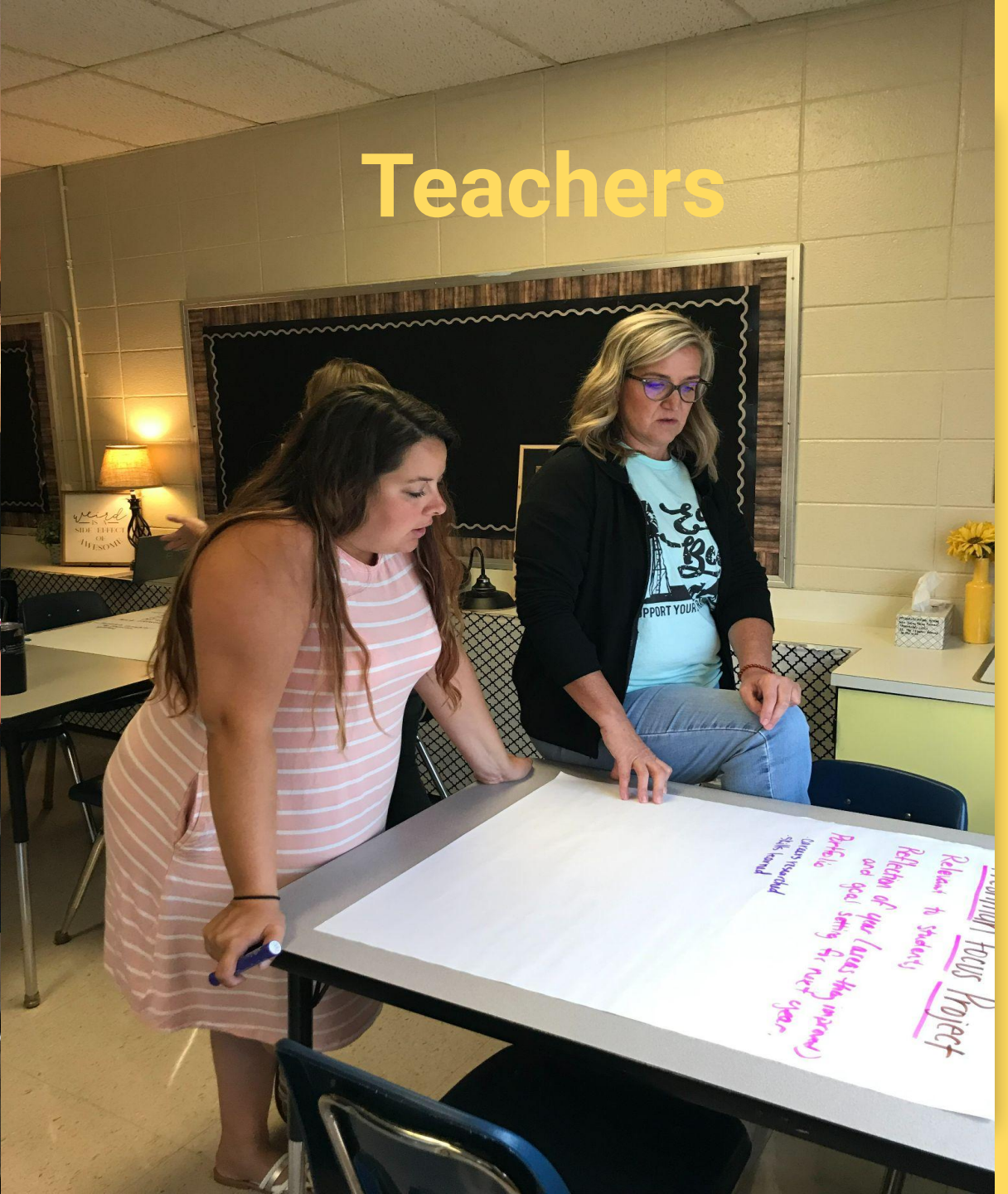


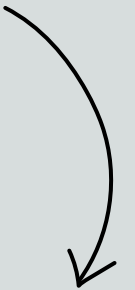

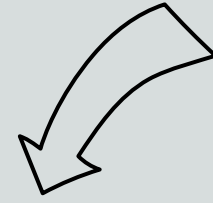
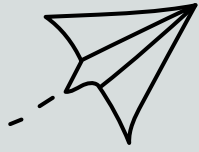
# Counselors

## Admin



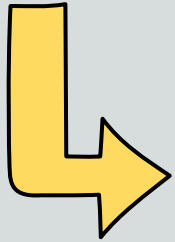
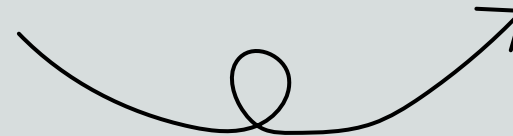

# Teachers






# Semester 1 Goals: Successful Student.

Our focus on creating successful students.

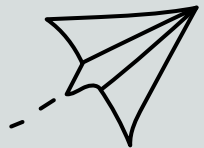






# Semester One Goals

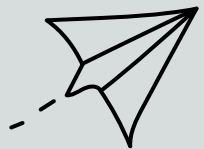
- Transitioning from Middle School to High School and PBS Goals
- Organization and Study Skills
- Interpersonal Communication & Building Relationships
- Begin Career Exploration







# Example of Sem 1 Daily Lessons

- [Lesson 1](#): Freshman Orientation
- [Lesson 11](#): Transitioning to High School
- [Lesson 21](#): Building and Maintaining Relationships




# Student Success Story.





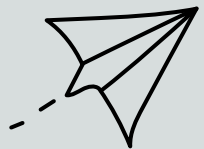
# Semester 2 Goals: Career Pathways.

Our focus on career pathways and soft skills for the future.



# Semester Two Goals

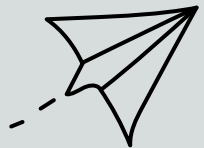
- Career Exploration
- Guest Speakers
- Soft Skills for Careers
  - Applications
  - Interviews
  - Cover Letters
  - Business Letters, Emails, Memos, etc.






# Example of Sem 2 Daily Lessons

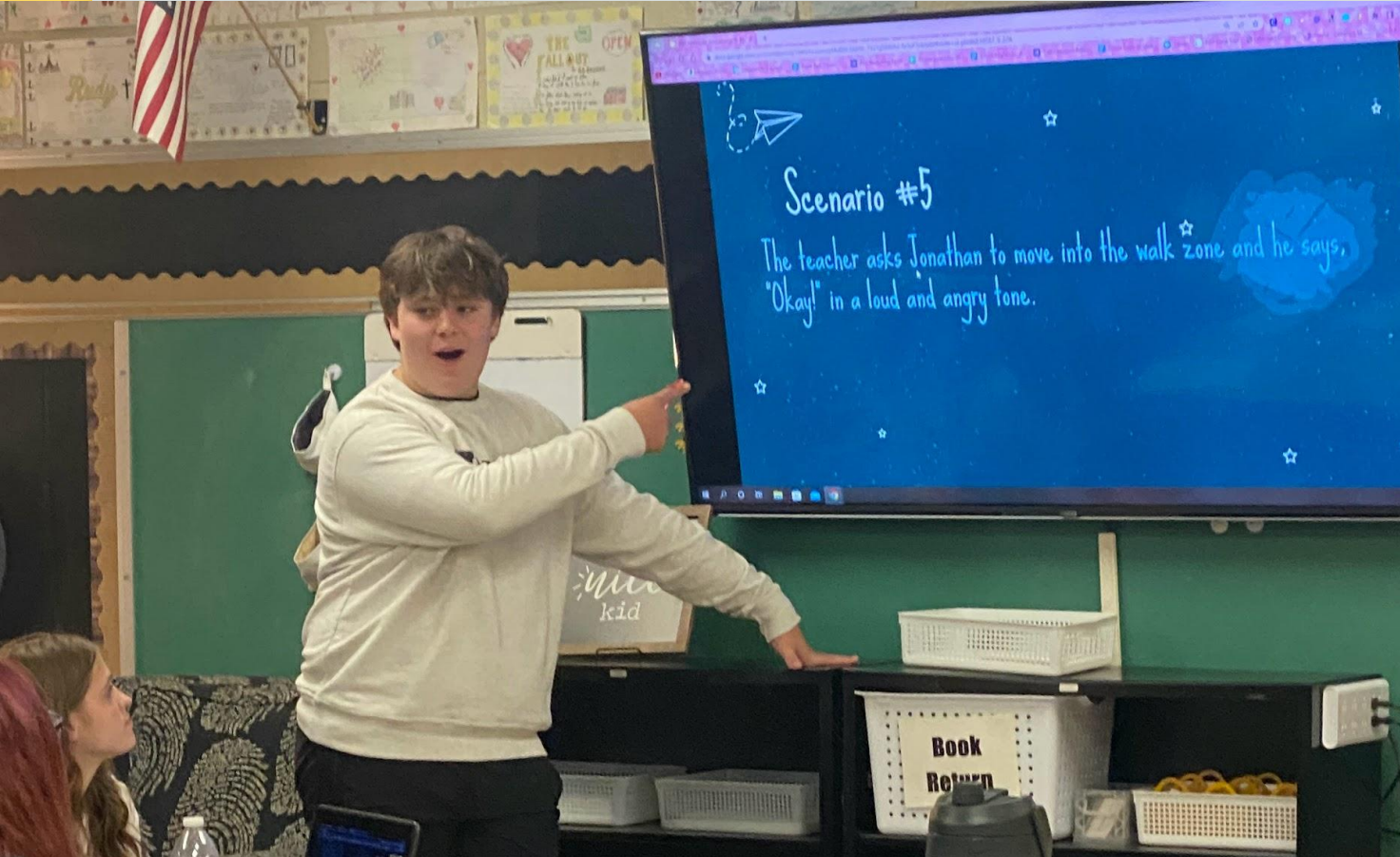
- [Lesson 16](#): Career Research Project
- [Lesson 18](#): Employability Skills
- [Lesson 20](#): Finding a Job and Job Applications
- Lesson 27: Career & Lifestyle Costs ([Day 1](#) & [Day 2](#))







# Students In Action!













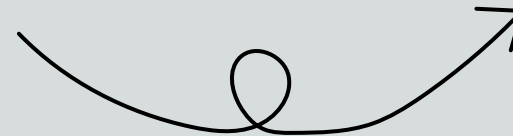

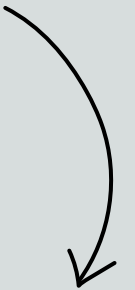

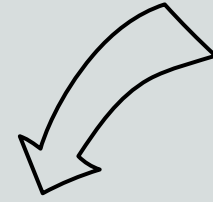
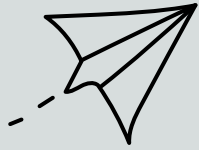






# Student Success Story.





# The **WHOLE** Student: High School & Beyond

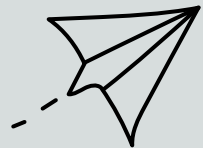
Our focus on building up students as people, students, and members of the community.



# WHOLE Student - WHOLE Year

## Semester 1

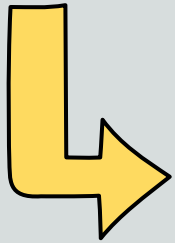
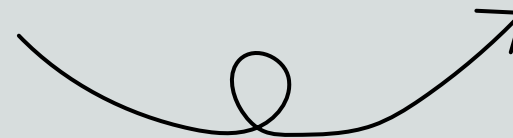

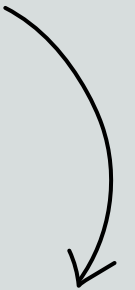

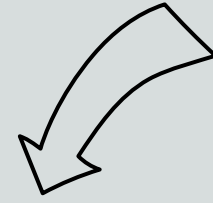
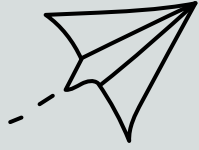
- Who am I as an individual, a student, and as a member of my community
- What are my morals
- Who are my true friends
- How do I want people to view me
- What is my place here at LHS
- How can I be successful
- How can I be the best me



## Semester 2

- What are my goals
- How can I get there
- What are some careers that interest me
- How can I learn more about career choices that are of high interest to me
- What steps do I need to take right now
- What classes, clubs, and experiences should I sign up for to work towards these goals





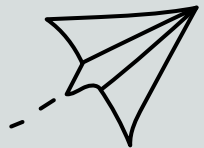
# Round Table: **FUTURE Focus**


Common struggles and how to integrate them into a Freshman Focus course



# Year One Implementation Rough Spots

- Building on the go
- Making changes to fit our student population
- Finding new resources & presenters
- Taking student feedback into consideration
- Student buy-in on a pass/fail course

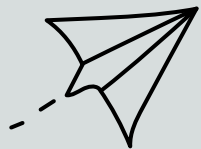





# Round Table Discussions

With your table group, discuss the following question. Be prepared to share your responses aloud.

**What are some things that we didn't cover that you feel need to be addressed with freshmen?**

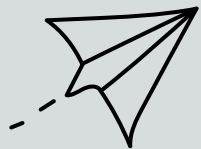





# Round Table Discussions

With your table group, discuss the following question. Be prepared to share your responses aloud.

**What are resources that you think could be used to improve the course?**



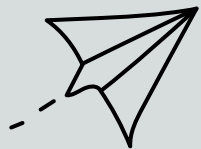





# Round Table Discussions

With your table group, discuss the following question. Be prepared to share your responses aloud.

**What ideas do you have for exploring careers beyond the computer screen?**

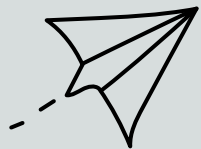





# Round Table Discussions

With your table group, discuss the following question. Be prepared to share your responses aloud.

**What ideas do you have for student buy-in and engagement?**



# Presenters



**Jordan Campbell**

Spanish  
&  
Freshman Focus Teacher

[jcampbell@lebanon.k12.mo.us](mailto:jcampbell@lebanon.k12.mo.us)



**Ashley Bateman**

College Prep,  
Freshman Focus Teacher,  
A+ Coordinator

[abateman@lebanon.k12.mo.us](mailto:abateman@lebanon.k12.mo.us)

