

#ObserveMe



Improving Our Practices Through Peer Observations

Andrea Rockney- School Improvement Consultant- Agency for Teaching, Leading & Learning
arockney@missouristate.edu

Jordan Politte SW-PBS Consultant- Agency for Teaching, Leading & Learning
JPolitte@missouristate.edu



Session Outcomes:

- Explore the #ObserveMe method for peer observations and feedback
- Learn how to create a personalized observation tool aligned with the 8 Effective Teaching and Learning Classroom Practices
- Consider current reality of building systems for peer observations and the culture of trust that fosters growth mindset

What if....



**...teachers were empowered to
personalize their own learning and
growth?**



#ObserveMe



Welcome! Please come inside and observe me. I'd love feedback on:

- Am I keeping students engaged?
- How well do I give feedback?
- Are my actions promoting a culture of collaboration, trust and shared leadership?

While you are here:

You are a part of our class family!

Converse with students and participate in activities

How do you help me?

Scan the QR code to submit your feedback or feel free to email me

The feedback prompts are...

- I really like...
- Why did you...?
- Have you thought of trying...?

Thank you so much for helping me grow in my teaching practice!

Imagine....



...a building culture in which teachers work alongside colleagues to get unbiased feedback and peer observations provide a supportive environment for teachers to flesh out opportunities for reflection and professional growth.

#ObserveMe



Please come in and #ObserveMe.

I would appreciate feedback on my goals:

- *Engaging students in the learning process*
- *Providing opportunities for perseverance and critical thinking*
- *Generating more “student talk” and less “teacher talk”*

Send feedback to joanna.stevens@lincoln.kyschools.us
or use the form available via the QR code
or the form available at <http://bit.ly/2cqD00y>



“The best teacher learning comes from seeing each other in practice.”

–Lainie Rowell

#OBSERVE ME STEPS

1

Create Your Sign

(Keynote, Pages, Slides, Word)



2

Create Your Feedback Form



3

goqr.me

Create QR CODE



4

Share!



#ObserveMe- Classroom Expectations & Rules

Thank you again for helping me grow in my teaching practices and attain my goal of aligning my classroom expectations with school-wide expectations, monitoring, encouraging, and giving frequent feedback to students in order to increase instructional time, provide structure for students, and help them be engaged in instructional tasks.

* Required

Name *

Your answer

Email *

Your answer

Classroom Expectations/Matrix: *

1 point

- Observable, measurable, positively stated, understandable, and applicable
- Aligned with school-wide expectations & prominently posted
-

#ObserveMe- Classroom Expectations & Rules



#ObserveMe-Classroom Procedures/Routines

Thank you for helping me grow in my teaching practice of defining classroom procedures & routines, teaching, practicing and recognizing students when they follow classroom procedures. My goal is have seamless transitions that create more time to teach & engage learners. Please help me put it into practice by observing my transitions & basic classroom structure.

* Required

Name *

Your answer

Email *

Your answer

If you see it, check it:

Classroom procedures/routines: *

1 point

Use student-friendly language & provide visual reminders

#ObserveMe- Classroom Procedures/Routines



#ObserveMe-Encouraging Expected Behavior

Thank you for helping me grow in my teaching practice of providing positive, specific performance feedback using a variety of strategies and at a ratio of 4:1. Please help me put it into practice by observing my positive, specific feedback in response to classroom behaviors for the time you are sharing with me. Please use Post-It or paper to tally the positive interactions in relation to the corrective responses or interactions. (How many positive reinforcers:How many corrective responses) You will record tally totals for Part 2 before submitting.

* Required

Name *

Your answer

Email *

Your answer

Did you observe evidence of.....? *

1 point

- Specific, positive feedback that describes the behavior and provides a rationale ("Thank you for having your materials out and ready to go, that was responsible.")

#ObserveMe-
Encouraging
Expected Behavior



#ObserveMe-Discouraging Inappropriate Behavior

Thank you for helping me grow in my teaching practice of using effective strategies to manage minor classroom behaviors. My goal is to respond to social errors in a respectful way that reduces the probability of escalating behaviors & put my focus on learning appropriate behaviors. Please help me put it into practice by observing my interactions, indirect & direct strategies, and my consistency in responding to inappropriate behaviors each time they occur during the time you are sharing with me.

* Required

Name *

Your answer

Email *

Your answer

If you see it, check it please:

Using Indirect Strategies: *

1 point

#ObserveMe-
Discouraging
Inappropriate
Behavior



#ObserveMe- Active Supervision

Thank you for helping me grow in my teaching practice of active supervision, verbally and non-verbally, communicating to students the certainty that I "notice what I expect" by monitoring learning and performance on classroom expectations, rules, and procedures. Please help me put it into practice by observing my interactions and movements during the time you are sharing with me.

* Required

Name *

Your answer

Email *

Your answer

If you see it, check it:

Classroom: *

1 point

- All areas of the room continually monitored by scanning, moving, and interacting with students

#ObserveMe-
Active Supervision



#ObserveMe-OTR

Thank you again for helping me grow in my teaching practices and attain my goal of increasing and providing multiple opportunities to respond in order to increase on-task behavior and academic engagement with instruction. If you see it, check it.

* Required

Name *

Your answer

Email *

Your answer

I provide multiple opportunities for students to respond (verbal & non-verbal opportunities)

Yes

No

I use a variety of strategies to increase student opportunities to

#ObserveMe-OTR



#ObserveMe-Activity Sequencing & Choice

Thank you again for helping me grow in my teaching practices and attain my goal of increasing choice in my classroom in order to increase on-task behavior and academic engagement with instruction. If you see it, check it.

* Required

Name *

Your answer

Email *

Your answer

Providing Choice:

Please check any examples of choice & task sequencing you observe.

- Tasks sequenced or varied by cognitive levels
- Order of tasks

1 point

#ObserveMe-
Activity Sequencing
& Choice



#ObserveMe- Task Difficulty

Thank you for helping me grow in my teaching practice of appropriately adjusting tasks to decrease problem behaviors and increase opportunities for academic success. My goal is to include strategies to address task difficulty and align with students' abilities and needs. Please help me put it into practice by observing my differentiation strategies, supportive teaching strategies & using meaningful real-life examples for practice & application.

* Required

Name *

Your answer

Email *

Your answer

If you see it, check it:

Addressing task difficulty: *

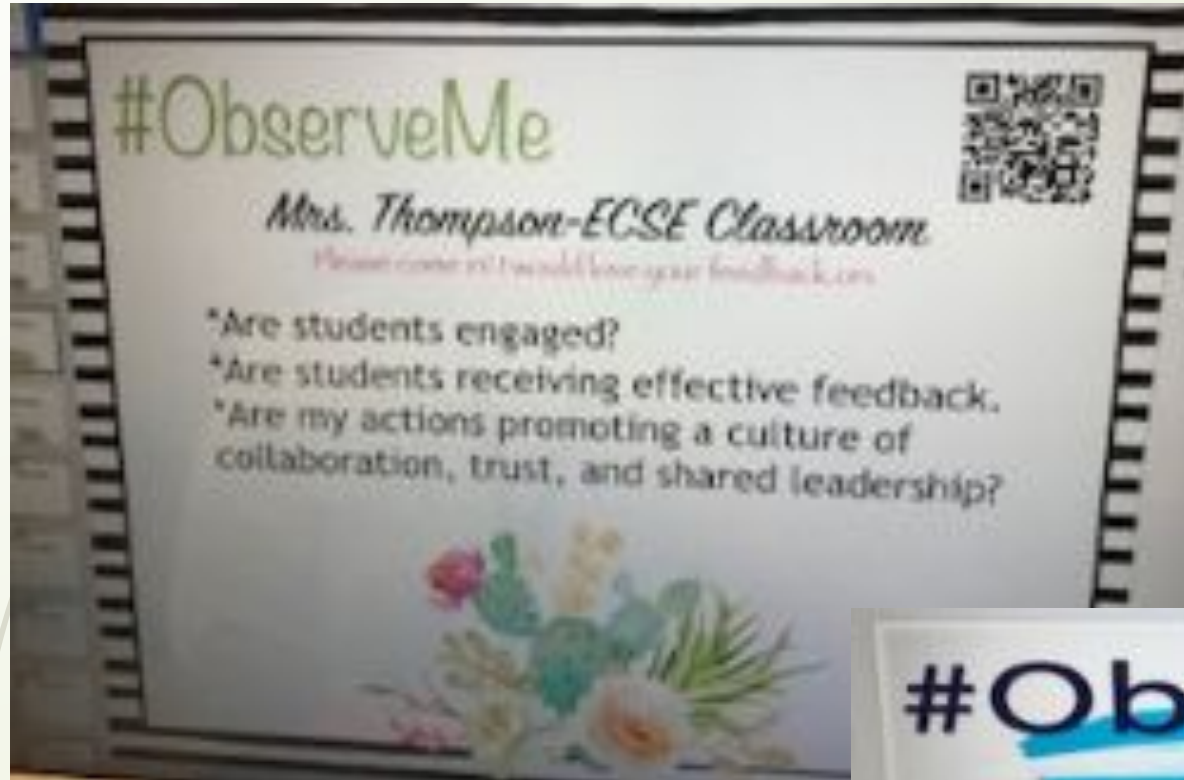
1 point

- Increased instruction or practice (differentiation, multiple representations, modeling, fluency tasks, real-life examples)

#ObserveMe-
Task Difficulty



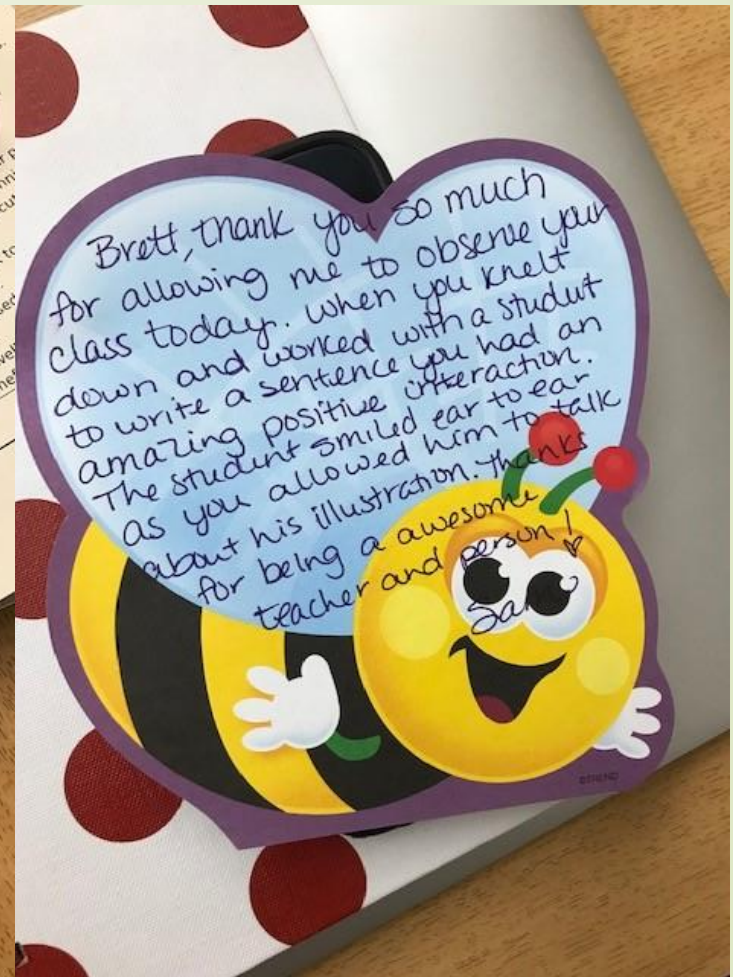
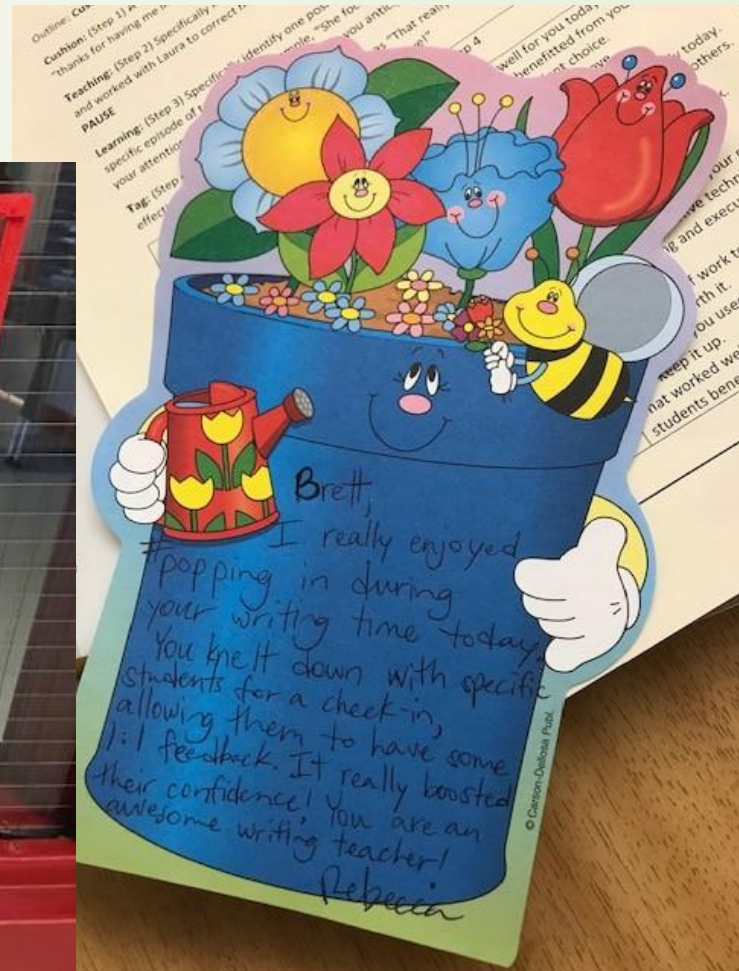
#ObserveMe.....



#ObserveMe.....



Make it your own....



LEVEL UP!



Mr. Casey M. Roberts
Principal
@VAeducatorCMR

Welcome to Smithfield High School! Our goal is to grow everyday to become the best versions of ourselves that we can be (educator **AND** students). As the leader of Smithfield High School, my goal is to continuously learn to be a better leader! Will you help me? If you see me out and about, would you #ObserveMe?
Thanks for your help!

Mr. Roberts would love feedback on:

Administrators/Parents/Visitors	Teachers/Staff/Students
1. IS THE FEEL OF THE SCHOOL POSITIVE, EXCITING, AND WELCOMING?	4. DO MY ACTIONS CREATE A VIBRANT, POSITIVE, AND COLLABORATIVE CULTURE?
2. ARE THE INTERACTIONS BETWEEN STAFF AND STUDENTS POSITIVE AND KIND?	5. DO I VALUE STAFF AND STUDENT OPINIONS BY ACTIVELY LISTENING?
3. ARE THE INTERACTIONS BETWEEN THE STAFF, STUDENTS, FAMILIES, AND ADMINISTRATION POSITIVE AND HELPFUL?	6. DO I KEEP STUDENT LEARNING AT THE FOREFRONT OF MY CONVERSATIONS, ACTIONS, AND ACTIVITIES?

#ObserveMe



TO SUBMIT FEEDBACK,
SCAN THE QR CODE
OR GO TO:



<https://goo.gl/forms/DBXRscg1hxrcTcci1>

Demand Excellence; Expect Greatness.
Everyone. Everywhere. Everyday.

Principal's can get in on the movement, too! –Casey M. Roberts @VAeducatorCMR

ETLP Classroom Observation- Let's Practice!



[Powerful Teaching and Learning Video-HS Math](#)



SCAN ME

Teacher Tools



Remember....

The most helpful part of the observation is not checking off items, but the conversations and reflections that happen after the visit.



Digital Coaching Menu



SCAN ME



Classroom Management Coaching Menu

Welcome to a new year and a new partnership to positively impact student learning and enhance student engagement. The following coaching menu offers an opportunity for us to communicate, set goals, and determine the method of collaboration that works best for you.

Let me know about any areas in which you would like to partner with me, and I will follow up with you in-person or by e-mail.



Helpful Websites:

- www.bit.do (URL shortener & QR code generator)
- www.google.com (Google Docs, Forms, Slides....)
- www.qr-code-generator.com (QR Code Generator)

**Questions?
Feedback?**



Andrea Rockney- ATLL- Missouri State University
arockney@missouristate.edu

Jordan Politte- ATLL-Missouri State University
jpoltte@missouristate.edu