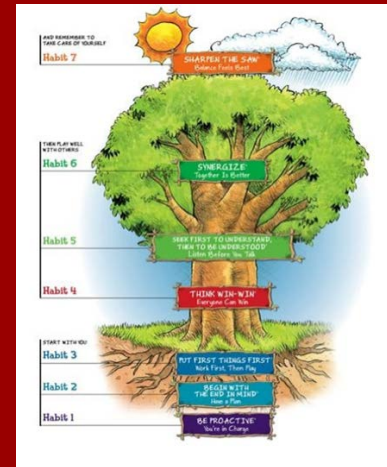


# PBIS + 7 Habits = Success

A.D. Stowell Elementary  
2018 Summer Institute Training



# Session Outcomes



- Gain a deeper understanding of PBIS and the Leader in Me framework and see our school's example of how we have integrated the two
- Incorporate the 7 Habits into your school's current matrix
- Gain ideas about how to effectively teach the habits and PBS expectations using an integrated approach

# Our PBS and Covey Journey



- PBS started 10 years ago at A.D. Stowell Elementary
  - Staff desire for a school-wide behavior system
  - Building had experienced considerable turnover of staff
  - Other initiatives had not created consistency

# Our PBS and Covey Journey



- Early PBS implementation
  - Creation of matrix and clear expectations
  - Increased staff consistency, common language
  - Positive behavior throughout the building was maintained

# Our PBS and Covey Journey



- Covey started 4 years ago
  - District initiative that had started at two of the other elementary schools
  - Summer staff training, 3 day (personal practice, followed by school implementation)
  - Implemented school-wide with support of Covey coach

# Our PBS and Covey Journey



- Initial Implementation of Covey
  - Leadership team formed to guide the process, teams organized under this Leadership Team
  - Created a conflict with PBS
  - PBS team and Lighthouse Team were not coordinating activities creating overlap

# Our PBS and Covey Journey



- Bringing Covey and PBS together
  - Mission, Vision, and Commitments
  - Restructuring teams with increased collaboration
  - Merging the Covey habits into the Matrix
  - Weekly lessons with focus on both PBS and Covey



# Habit Overview Group Activity

- Number Off 1-7
- Go to assigned Covey Habit poster
- Read Poster Information
- Designate recorder
- Teams record ideas for how to incorporate this habit into the school



# Mission



- Nurture, Support, and Inspire every learner who is part of Stowell.

# Vision



- Our Students
  - Lead and are confident, productive citizens
  - Care about others and their community
  - Life-long, goal-oriented learners
  - Persevere through challenges

# Vision



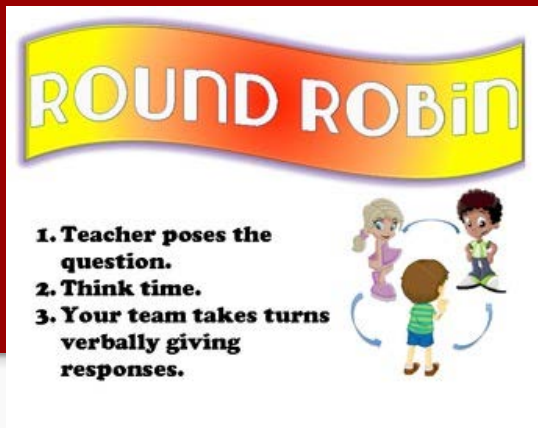
- Our Staff
  - Refines our craft and is willing to move beyond our comfort zone
  - Grows our students to higher proficiency levels in all areas
  - Promotes student leadership

# Commitments



- Collaborate in a purposeful manner
- Maintain a positive attitude and positive relationships
- Communicate in a clear and consistent way
- Use instructional practices that meets the needs of each learner
- Use data to help students set and achieve goals

# Round Robin



- Think about the key points of your school's mission and/or vision
- How does it include a PBS or leadership focus
- What could be added so it reflects PBS or Covey
- Share with a team at your table



# Restructuring Teams

- PLC Leadership Team
  - PBIS (Tier 1 and Tier 2)
  - Covey Lighthouse Team
  - Family/School Culture
  - Grade Level Teams
  - Vertical Teams

# Merging the Covey Language with the PBS Matrix



	All Settings	Assemblies	Before/After In Gym	Bus	Cafeteria	Classroom/Specials	Dismissal	Walkways	Playground	Restrooms/Fountains
Safe	<ul style="list-style-type: none"> <li>*KAHFOOTY-Keep All Hands Feet Other Objects to Yourself</li> <li>*Use materials correctly</li> </ul>	<ul style="list-style-type: none"> <li>*Enter/exit in an orderly manner</li> <li>*Sit on pockets facing forward</li> </ul>	<ul style="list-style-type: none"> <li>*Walk to assigned spot</li> </ul>	<ul style="list-style-type: none"> <li>*Sit facing forward at all times</li> <li>*Stay in assigned seat</li> </ul>	<ul style="list-style-type: none"> <li>*Walk orderly to your spot to eat, walk to empty your trash, and walk to the recycle bin</li> <li>*Stay safely seated</li> </ul>	<ul style="list-style-type: none"> <li>*Walk</li> <li>*Use materials correctly</li> </ul>	<ul style="list-style-type: none"> <li>*Line up at a covered area in the line</li> <li>*Walk orderly to your assigned seat</li> <li>*Walk out of the building to your spot and walk to bus with your vehicle in line</li> </ul>	<ul style="list-style-type: none"> <li>*Walk</li> <li>*Use materials correctly</li> </ul>	<ul style="list-style-type: none"> <li>*Walk orderly and walk to the ground</li> <li>*Walk across the playground responsibly (no running, rough play, etc.)</li> <li>*Use appropriate language</li> </ul>	<ul style="list-style-type: none"> <li>*Walk</li> <li>*Use materials correctly</li> </ul>
Respectful	<ul style="list-style-type: none"> <li>*Follow directions</li> <li>*Use kind words and actions</li> <li>*Use appropriate voice level</li> </ul>	<ul style="list-style-type: none"> <li>*Watch for the quiet signal</li> <li>*Be an active listener and face the speaker</li> </ul>		<ul style="list-style-type: none"> <li>*Level 1 voice</li> <li>*Follow driver/bus coach's instructions</li> </ul>	<ul style="list-style-type: none"> <li>*Level 2 voice unless an adult allows a Level 1 voice</li> <li>*Use polite language and good manners</li> <li>*Raise hand for attention</li> <li>*Be responsive to quiet signal</li> </ul>	<ul style="list-style-type: none"> <li>*Use appropriate voice level</li> <li>*Be considerate of other's property</li> </ul>	<ul style="list-style-type: none"> <li>*Level 2 voice</li> <li>*Walk orderly at your table</li> <li>*Remember personal space</li> </ul>	<ul style="list-style-type: none"> <li>*Level 2 voice</li> </ul>	<ul style="list-style-type: none"> <li>*Remember the walking path</li> <li>*Level 1 voice, don't run</li> <li>*Use appropriate language and have the appropriate tone</li> </ul>	<ul style="list-style-type: none"> <li>*Level 2 voice</li> <li>*Remember personal space</li> <li>*Walk</li> </ul>
Responsible Leader	<ul style="list-style-type: none"> <li>*Be Proactive-You are in charge of you</li> <li>*Seek First to Understand-Be an active listener</li> <li>Begin with the End in Mind-Be prepared, follow a plan</li> </ul>	<ul style="list-style-type: none"> <li>*Synergize-Participate appropriately</li> </ul>	<ul style="list-style-type: none"> <li>*Be Proactive-You are in charge of you and your belongings</li> <li>*Put First Things First-Choose an activity (AM-music, read, homework, PE-read or homework)</li> </ul>	<ul style="list-style-type: none"> <li>*Be Proactive-Watch for your stop, get off with all your belongings in the approved area, report important information to the bus driver</li> </ul>	<ul style="list-style-type: none"> <li>*Begin with the End in Mind-Pick what you need</li> <li>*Put First Things First-Get first</li> <li>*Think with Win-Clean up after yourself</li> <li>*Synergize-Only clean leaders may help</li> </ul>	<ul style="list-style-type: none"> <li>*Be Proactive-Quality work completed on time, materials ready</li> <li>*Put First Things First-Listen to directions, then begin</li> </ul>	<ul style="list-style-type: none"> <li>*Be Proactive-Get up when your name is called, keep all belongings in your backpack, and last who gives teacher permission</li> </ul>	<ul style="list-style-type: none"> <li>*Be Proactive-Be and return promptly to class</li> </ul>	<ul style="list-style-type: none"> <li>*Remember the walking path</li> <li>*Use appropriate language and have the appropriate tone</li> </ul>	<ul style="list-style-type: none"> <li>*Remember personal space</li> <li>*Walk</li> </ul>

# Merging the Covey Language with the PBS Matrix



- Use 3-4 post-its at your table and write expectations that are part of your current matrix
- Move to the various Habit posters around the room and stick the post-its on the habit that you feel this expectation could coordinate with
- Gallery Walk



# Merging the Covey Language with the PBS Matrix



- Review our matrix and your current matrix
- Work individually or as a team to create ideas to include Covey language with your current PBS matrix

# Lessons



- Lessons are taught building wide on Mondays from 2:00-2:30
- These lessons rotate between PBS focus and Habit focus but always with integration of both
- Both PBS and Lighthouse Teams are responsible for lessons on a rotating basis

# Doing the Right Thing in the Restroom



I will be Proactive. I will walk quietly in the hall. I will enter the restroom with walking feet and without talking.



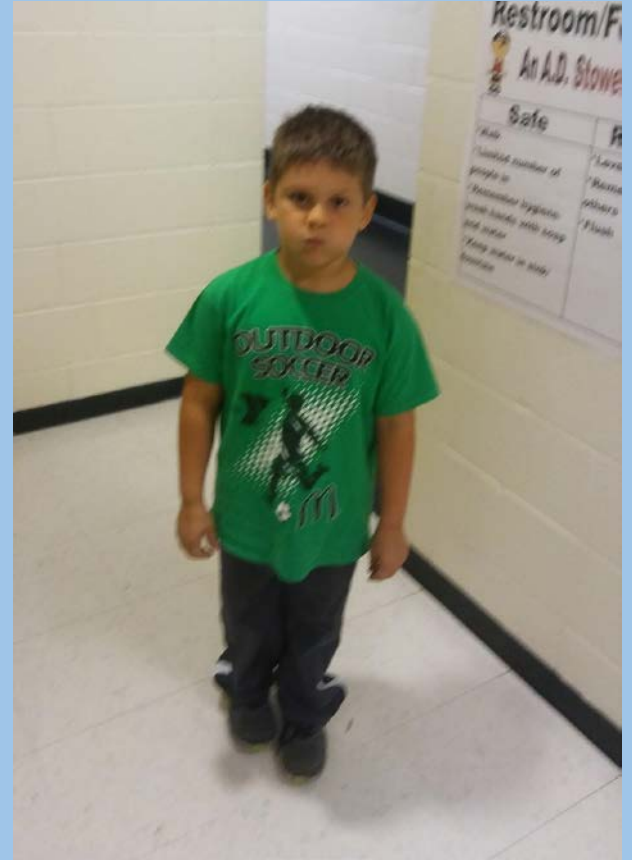
I Think Win-Win by waiting my turn to get soap and wash my hands. I will get one pump of soap and keep the water in the sink.



I will Think Win-Win  
and put all trash  
in the trash can.



I will be Proactive.  
After I am finished, I  
will walk quickly and  
quietly back to class.





Now, we are going to go  
practice how to be  
Respectful, Responsible, and  
Safe when we use the  
restroom at Stowell  
Elementary.

How can you use the Habits to be Safe,  
Respectful, and Responsible?



The habit of the week is Habit 1 -  
Be Proactive.

What does that mean?

How can we Be Proactive at school?

# Jot Thoughts


**Kagan**

## Jot Thoughts

Teammates cover the table with ideas on slips of paper.

**Steps**

- 1** **Teacher** names a topic and sets a time limit.
- 2** Students **announce** and write as many ideas as they can in allotted time, one idea per slip of paper.
- 3** Students attempt to "**Cover the Table**" with ideas (no slips are to overlap).



- Use the note cards on your table to write down ideas for lessons and how the lessons could have a leadership focus
- Lay the notes on the table and share ideas as a team



# Other Ideas to Share

- Staff Training
- Boot Camp
- Student Recognition
- Leadership Events
- Celebrations

# Contact Information



- Kyle Gibbs, Principal
  - 573-221-0980 or 573-308-0437
  - [kgibbs@hannibal60.com](mailto:kgibbs@hannibal60.com)
- J'Lynne Schafer, Covey Coach
  - [jschafer@hannibal60.com](mailto:jschafer@hannibal60.com)
- Amanda Sims, Tier 1 Coach
  - [asims@hannibal60.com](mailto:asims@hannibal60.com)