

Leading the Charge: Encouraging and Increasing Staff Buy-In

Brett Playter
@brettplayter

Cristin Nowak
@cristinnowak

Please join us on
Pear Deck at

[Joinpd.com](https://joinpd.com)
Code:

Bingham

- 7th and 8th Grade
- 754 Students
- 77% Free and Reduced Lunch
- Began Tier 2 Implementation



Nowlin

- 6th - 8th Grades
- 930 Students
- 90% Free and Reduced Lunch
- Bronze Status - 2 years
- Began Tier 2 Implementation



Attendees Will . . .

1. Attendees will learn strategies for increasing staff buy-in and engagement.
2. Attendees will utilize a data analysis process to identify building priorities.
3. Attendees will initiate development of an implementation plan for a new PBIS structure of their choice.

PBIS Summer Institute Expectations

Be Responsible

Share your ideas
and thinking with
others.

Be Respectful

Be an active
listener.

Treat materials
with care.

Show Self-Control

Be focused and on
task.

Draw a picture of a typical staff person at your school when “PBIS” is mentioned.



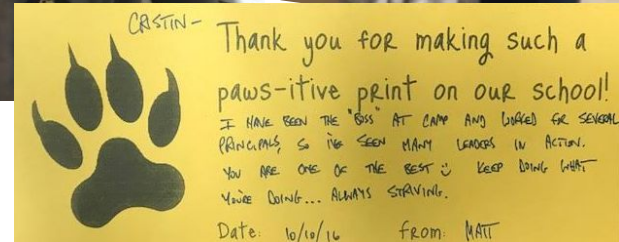
*How do you get staff to
buy-in at your school?*

Professional Development Opportunities

- PBIS Choice Sessions
 - New Staff Orientation
 - Refresher Sessions
 - Check-In/Check-Out
 - PBIS Summits
 - Summer Institute
 - Twitter Chats

Positive Staff Interaction


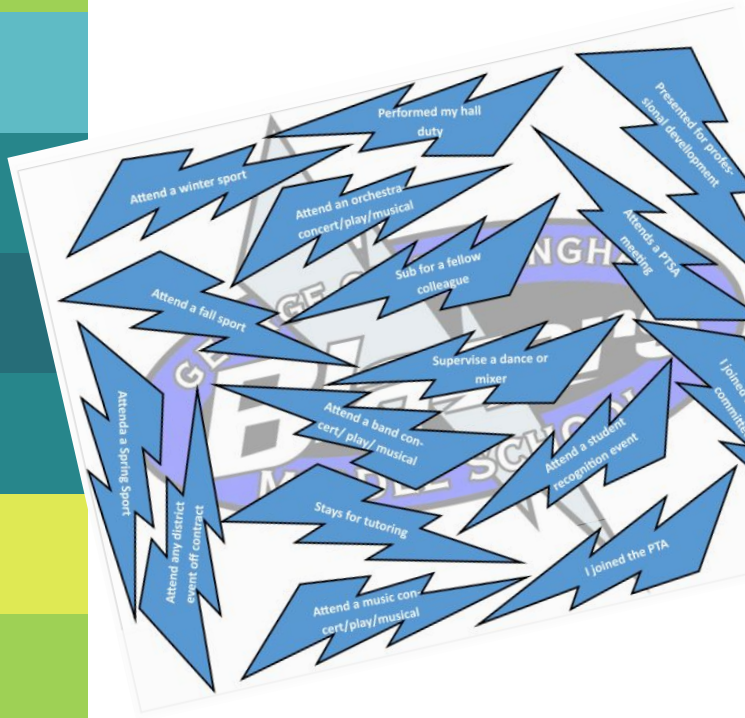
Just wanted to say thanks...



Congratulations!

You received a positive referral!

Staff Motivation



Distributing the Bucks

Blazer Bucks

- Monthly focus
- Challenges
- How are they used?

Panther Bucks

- Weekly Panther Buck Challenges
- Based on building data
- Included on “Paw Print” poster

Place a dot in the boxes you have experience with.

Pineapple Charts	#ObserveMe

#ObserveMe

- Welcome fellow staff members
- Goals determined by welcoming teacher
- Google Form for feedback

Welcome to Mr. Woolf's classroom!

Please #ObserveMe



Mr. Woolf would like constructive feedback on:

- Am I checking for understanding throughout the lesson?
- How can I improve my questioning to further students' understanding?
- Am I giving at least 4 positive comments for every 1 negative?

Please fill out one of the attached forms OR scan the QR code to complete a digital form.



Pineapple Chart

- Write down activity you want to share.
- Opportunity to observe others
- Provide feedback to teachers



	MON	TUE	WED	THU	FRI
1 ST HOUR					
2 ND HOUR					
3 RD HOUR					
4 TH HOUR					
5 TH HOUR					
6 TH HOUR					
7 TH HOUR					
8 TH HOUR					



Data Analysis

***WHAT
DO YOU SEE?***

Do not make inferences,
questions, guesses. On your
graphic organizer, **complete
this first column.**



***WHAT QUESTIONS DO YOU
HAVE?***

What do you want to know more
about based off this data?
Complete your second column on
your graphic organizer.



***WHAT OTHER INFO DO YOU
NEED?***

In the third column, state what additional information would be needed to help create a plan for the problems identified through data.

.

WHAT IS THE PLAN FROM HERE?

What is your focus area based on the data? Which of the 8 PBIS areas do you believe need be the focus? How do you plan on getting staff to buy-in regarding this specific practice?

Thanks!

Any questions?

You can find us at

- @cristinnowak
 - cristin_nowak@idschools.org
- @brettplayter
 - brett_playter@idschools.org



Credits

Special thanks to all the people who made and released these awesome resources for free:

- Presentation template by [SlidesCarnival](#)
- Photographs by [Unsplash](#)