

MO SW-PBS *Free* Data Tools



MU Center for SW-PBS
College of Education
University of Missouri







MO SW-PBS *Free* Data Tools

Free alternatives to SWIS, CICO SWIS, and I-SWIS




At the end of this session, you will...

-  • Know the purposes of the MO SW-PBS Data Tools
-  • Know how to access MO SW-PBS data tools
-  • Have a basic understanding of *how* to enter data into each of the MO SW-PBS Data Tools
-  • Evaluate the options and select the tool(s) that best serve your school's needs



Shared Electronic Notes

- This is an interactive presentation
- You will be assessing the tools as you go
- Please log into the google form
- Enter Pros and Cons of each tool in the appropriate box
- Stay logged in and enter notes as you think of them





About the Wireless...

- Please disconnect all but one device
- Share a device
- The google doc electronic notes is also a word document in your handout packet
- Practice with excel



Start with the “Why”

- To create a safe and orderly learning environment for *all* our students.
- To ensure positive academic and behavioral outcomes for *all* of our students



To do this, we must...

- Identify challenging behaviors and context
- Identify and implement targeted interventions
- Monitor and adjust



MO SW-PBS Data Tools

Tier 1: School/program wide

- Big-5 Generator
- Data Collection Tool
- EC Data Collection Tool



Tier 2 Targeted/Tier 3 Intensive

- Advanced Tier Spreadsheet (Classic)
- ATS for Google Sheets (Classic)
- Advanced Tier Spreadsheet (Segments)
- ATS for Google Sheets (Segments)
- Behavior Intervention Plan-Intervention Tracker (BIP-IT)

Access MO SW-PBS Data Tools

<http://pbissmissouri.org/>





The Big

Generator

Big_5_Generator_2016-2017(8-22-2016) - Excel

File Home Insert Page Layout Formulas Data Review View Developer Tell me what you want to do... Way, Gordon Share

Cut Copy Paste Format Painter Clipboard Font Alignment Number Conditional Formatting Styles Insert Delete Format Cells AutoSum Fill Clear Sort & Find & Filter Select Editing

829

A B C D E F G H I J K L M N O P Q R S

13
14
15 School Name:

16
17 Month/ Year: /

18 Choose month from drop down Enter year

19
20 **Number of Students Enrolled**

21 2016/2017

22
23 2015/2016

24
25 2014/2015

26
27 2013/2014

28
29 2012/2013

30
31
32
33
34
35
36
37
38
39
40
41
42

School Set Up Per Day Behavior Location Time perday Generator Print Monthly Print Cumulative TriangleGraph

Ready Search the web and Windows 12:39 PM 5/22/2017

2017-2018

41
40
39
38
37
36
35
34
33
32
31
30
29
28
27
26
25
24
23
22
21
20
19
18
17
16
15
14
13
12
11
10
9
8
7
6
5
4
3
2
1

Practice

- You will need...
 - HO1 Big-5 Generator-Practice sheet
 - Big 5 Generator
- Assignment (10 minutes)
 - Enter data for School Set Up Page
 - Enter two months of data
 - Set Monthly charts for August and September



The Data Collection Tool



Data_Collection_Tool_for_PC_2016-2017(10-4-2016) - Excel

File Home Insert Page Layout Formulas Data Review View Developer Tell me what you want to do...

Cut Copy Paste Format Painter Clipboard Font Alignment Number Conditional Formatting Format as Table Styles

H2 Data Collection Tool for PC

Data Collection Tool for PC

School Set UP	Data Entry	Big 5 Charts	Minors	Triangle Generators
Set Up	Data Entry	<p><small>Majors</small></p> <p>Quick Big-5 Behavior</p> <p>Per Month Totals Location</p> <p>Per Day, Per Month Major ODR per Student</p> <p>Time Student Dashboard</p>	<p>Minors Quick Big-5</p> <p>Minors by Behavior</p> <p>Minors by Location</p> <p>Minors by Time</p> <p>Minors By Motivation</p> <p>Number of Minors by Student</p>	Triangle Generator
Student Demographics		<p>Majors: Digging Deeper</p> <p>Custom Drill Down Tool</p> <p>Majors by Motivation Others Involved</p> <p>Referrals by Gender Majors by Grade</p> <p>Race and Ethnicity Majors by Staff</p> <p>ODRs By IEP Status Total Days of Suspension</p> <p>Administrative Decision Total Days of Suspension By Race and Ethnicity</p>		



Practice

- You will need...
 - HO2 DCT Practice Packet
 - Data Collection Tool
- Assignment (10 minutes)
 - Enter data for School Set Up Page
 - Enter data for student demographics
 - Enter 3-5 ODRs
 - Pull up Fred H. on the student dashboard



Program Specific Tier 1 Data Tools

EC Data Collection Tool



EC Data Collection Tool

- Monitors context by “Routines”
- Behaviors specific to EC Settings
- Monitors by intensity
- Monitors triggers
- Staff Response
- EC Specific Administrative Decisions
- No Minor Data Collection



EC_Data_Colle

File Home Insert Page Layout Formulas Data Review View Developer Tell me what you

Cut Copy Paste Format Painter Clipboard Font Alignment Number

Calibri 22

B I U A Merge & Center \$ % + %

G1 Early Childhood Data Collection Tool for PC

A B C D E F G H I J K L M N O P Q R

1 **Early Childhood Data Collection Tool for PC**

2

3

4 **School Set UP** **Data Entry** **Big 5 Charts** **Triangle Generators**

5

6 Set Up Data Entry Quick Big-5 Behavior Triangle Generator

7 Student Demographics Per Month Totals Location

8

9 Per Day, Per Month Incidents per Student

10

11 Time Student Dashboard

12

13

14

15

16

17

18

19

20

21

22

23 **Majors: Digging Deeper**

24 Custom Drill Down Tool

25

26

27 Majors by Motivation Trigger

28

29 Referrals by Gender Routine

30

31

32 Race and Ethnicity Others Involved

33

34

35 Incidents By IEP Status Majors by Grade

36

37

38 Staff Response Majors by Staff

39

40

41

42 Administrative Decision

43

44

45

46

47

Ready

4

5

6

7

8

9

10

11

12

13

14

15

16

17

18

19

20

21

22

23

24

25

26

27

28

29

30

31

32

33

34

35

36

37

38

39

40

41

42

43

44

45

46

47

Tier 2/3 Data Tools

Advanced Tier Spreadsheets



Tier 2/3 Data Tools

- Advanced Tier Spreadsheet (ATS) Classic
- ATS Classic for Google Sheets
- ATS Segments
- ATS Segments for Google Sheets

Advanced Tier Spreadsheet (Classic)

Advanced Tier Data Collection

Main Menu

Set Up

Student Information

Student Data Entry

1	2	3	4	5	6	7	8	9	10	11	12	13
0	0	0	0	0	0	0	0	0	0	0	0	0
14	15	16	17	18	19	20	21	22	23	24	25	26
0	0	0	0	0	0	0	0	0	0	0	0	0
27	28	29	30									
0	0	0	0									

ATS Classic v. ATS Segments

ATS Classic

- Enter sum of points, once per day
- Charts daily points
- Generates a trendline
- Easy to use

ATS Segments

- Enter points for each *time segment*
- Charts daily points *and* time segment points
- Generates a trendline
- Provides rich data for decision making

Practice

- You will need...
 - HO3 Dana
 - Advanced Tier Spreadsheet (Classic)
- Assignment (10 minutes)
 - Enter student name in Student Info Page
 - Enter 1 week worth of points



Main Menu

Instructions

Define Periods

Student Information

Student Data Entry

1	2	3	4	5	6	7	8	9	10	11	12	13
0	0	0	0	0	0	0	0	0	0	0	0	0
14	15	16	17	18	19	20	21	22	23	24	25	26
0	0	0	0	0	0	0	0	0	0	0	0	0
27	28	29	30									
0	0	0	0									

0	0	0	0
31	32	33	34

Practice

- You will need...
 - HO4 Jeremy
 - Advanced Tier Spreadsheet (Segments)
- Assignment (10 minutes)
 - Enter student name in Student Info Page
 - Enter 1 week worth of points



ATS Google Tools

- Do everything that the excel spreadsheets do
- Can be accessed by anyone, with permission, from anywhere a device can be connected



Behavior Intervention Plan- Intervention Tracker (BIP-IT)

Tier 2/3 Data Tools



About BIP-IT

- One student/one spreadsheet
- Team tab for names, roles and emails
- Tracks 2 behaviors and implementation fidelity
- Can track absolute counts, absolute time, calculated percentages, ratios, and ratings
- Individual charts for behaviors and implementation fidelity
- Overlay chart of behaviors and fidelity



BIP-IT 3.0 - Excel

File Home Insert Page Layout Formulas Data Review View Developer Tell me what you want to do...

Clipboard Font Alignment Number Styles Cells Editing

Way, Gordon Share

A11

Student Name	Replacement Behavior	Optional	Fidelity Points Possible
Enter replacement behavior here		Optional behavior/target or replacement	5

Fidelity
0 Not Implemented
1 Attempted
2 Minimal
3 Partial
4 Implemented
5 Fully

Date	Notes	Enter goal only when changed (percent or count)	Goal Line	Opportunities	Behaviors	Percentage of Behaviors out of Opportunities	Date	Enter goal only when changed (percent, count)	Goal Line	Opportunities	Behaviors	Percentage of Behaviors out of Opportunities	Date	Enter goal only when changed (percentage)	Goal	Points Possible	Avg. Fidelity Points Given	Percentage of Fidelity of Implementation Total
#N/A						#N/A						#N/A						
#N/A	Enter date for Monday					#N/A						#N/A						
#N/A	Enter the date of the					#N/A						#N/A						
#N/A	Monday of the week that the					#N/A						#N/A						
#N/A	intervention begins					#N/A						#N/A						
#N/A						#N/A						#N/A						
#N/A						#N/A						#N/A						
#N/A						#N/A						#N/A						
#N/A						#N/A						#N/A						
#N/A						#N/A						#N/A						
#N/A						#N/A						#N/A						
#N/A						#N/A						#N/A						
#N/A						#N/A						#N/A						
#N/A						#N/A						#N/A						
#N/A						#N/A						#N/A						
#N/A						#N/A						#N/A						
#N/A						#N/A						#N/A						
#N/A						#N/A						#N/A						
#N/A						#N/A						#N/A						
#N/A						#N/A						#N/A						
#N/A						#N/A						#N/A						
#N/A						#N/A						#N/A						
#N/A						#N/A						#N/A						

Data Entry Replacement_Behavior_Chart Monitoring_Option2 Fidelity_Chart Combo_Chart Team

Ready

Search the web and Windows

4:38 PM 5/22/2017

Search the web and Windows

4:38 PM 5/22/2017

Ready

Search the web and Windows

4:38 PM 5/22/2017

Practice

- You will need...
 - HO5 Sally
 - BIP-IT
- Assignment (10 minutes)
 - Enter 1-3 week worth of points



Questions?!?

Gordon Way, Ed.D.
wayg@Missouri.edu
@way_gordon

