

Get on the Bus and Fully Implement PBIS!

Katie Finley

kfinley@fulton58.org

Connie Epperson

cepperson@fulton58.org

Session Outcomes:

- Discover how to assess schoolwide data to create strategies for lowering student referrals.
- Explore strategies for behavior support during student transitional time.
- Experience other ticket-reward options.
- Develop strategies for implementing SW-PBS with fidelity.

Bartley Elementary School Fulton Missouri



A little about our school:

- We are a K-5 school in Fulton, Missouri
- We have approximately 270 students
- We are a Tier 3 school in maintenance
- We have 55.4% Free & Reduced Lunch count

How we collect our minor data?

- We collect minors online.
- 3 minors in the same area converts to a major.

Minor Tracking Form

This is the PBS minor tracking form. Please fill out the form when a child receives a minor for not following the expectations of being a safe, respectful, or responsible Hornet. If you have already filled out 2 forms on the same student for the same expectation please fill out a major form and turn it into Mrs. Epperson. Thank you for taking the time to fill out the form so we can make data driven decisions.

Student's Name*

What grade is the student in?*

What date did the incident occur?*

What time did the incident occur?

How we collect our major data

Bartley Elementary School Office Discipline Referral

Student:	IEP- Y or N	Date:
Grade: K 1 2 3 4 5	Time of Incident:	
Classroom Teacher:	Referred by:	
Location of Incident: (please check)		
<input type="checkbox"/> bathroom	<input type="checkbox"/> library	<input type="checkbox"/> playground
<input type="checkbox"/> bus area	<input type="checkbox"/> on bus	<input type="checkbox"/> cafeteria
<input type="checkbox"/> hallway	<input type="checkbox"/> classroom	<input type="checkbox"/> special event (field trip/assembly)
<input type="checkbox"/>	<input type="checkbox"/>	<input type="checkbox"/> other _____

REASON(S) FOR THE REFERRAL:		
Please attach narrative of the incident if necessary		
SAFETY Minor <input type="checkbox"/> Physical contact Major <input type="checkbox"/> Physical aggression/assault <input type="checkbox"/> Bullying/harassment <input type="checkbox"/> Danger to self or others <input type="checkbox"/> Weapons <input type="checkbox"/> Other _____	RESPECT Minor <input type="checkbox"/> Defiance/disrespect/insubordination <input type="checkbox"/> Inappropriate verbal language <input type="checkbox"/> Disruption Major <input type="checkbox"/> Disrespectful-compliance <input type="checkbox"/> Disruption <input type="checkbox"/> Verbal assault/abuse <input type="checkbox"/> Damage or destruction of property <input type="checkbox"/> Inappropriate language <input type="checkbox"/> Other _____	RESPONSIBILITY Minor <input type="checkbox"/> Property damage <input type="checkbox"/> Other Major <input type="checkbox"/> Schoolwork/homework incomplete <input type="checkbox"/> Technology violation <input type="checkbox"/> Possession of illegal school objects <input type="checkbox"/> Other _____
POSSIBLE MOTIVATION: <input type="checkbox"/> Attention from peers(s) <input type="checkbox"/> Attention from adult(s) <input type="checkbox"/> Avoid peer(s) <input type="checkbox"/> Avoid adult(s) <input type="checkbox"/> Avoid work <input type="checkbox"/> Obtain item <input type="checkbox"/> Don't know <input type="checkbox"/> Other _____		OTHERS INVOLVED: <input type="checkbox"/> None <input type="checkbox"/> Peers <input type="checkbox"/> Staff <input type="checkbox"/> Teacher <input type="checkbox"/> Substitute <input type="checkbox"/> Unknown <input type="checkbox"/> Other _____
TEACHER ACTION TAKEN PRIOR TO REFERRAL: <input type="checkbox"/> Changed student's seat <input type="checkbox"/> Consulted Counselor <input type="checkbox"/> Sent previous report home <input type="checkbox"/> Conferred privately with student <input type="checkbox"/> Consulted Principal <input type="checkbox"/> Time out in the classroom <input type="checkbox"/> Had a conference with parent <input type="checkbox"/> Telephoned parent/guardian* <input type="checkbox"/> Other (Please specify) _____ <input type="checkbox"/> Sent to another teacher's room		
<i>*Except for the most serious disciplinary matters, this step should be followed prior to office referral.</i>		
TYPE OF DISCIPLINE ASSIGNED BY ADMINISTRATOR:		
<input type="checkbox"/> Counselor referral <input type="checkbox"/> Out of school suspension (____ days) <input type="checkbox"/> Saturday School <input type="checkbox"/> After school detention	<input type="checkbox"/> Time out in office <input type="checkbox"/> Time out in buddy room <input type="checkbox"/> Loss of privileges <input type="checkbox"/> Conference with student	<input type="checkbox"/> Parent contact <input type="checkbox"/> Individual instruction <input type="checkbox"/> Sent home <input type="checkbox"/> Other: _____
Parent Contacted: Check one: <input type="checkbox"/> Call <input type="checkbox"/> Mail <input type="checkbox"/> Message <input type="checkbox"/> Email <input type="checkbox"/> Conference		
COMMENTS: (Use back if needed)		

Teacher's Signature: _____ Principal's Signature: _____

Student's Signature: _____ Parent's Signature: _____

Teacher Copy Office Copy Parent/Guardian Copy



Discover how to assess schoolwide data to create strategies for lowering student referrals.

Discover how to assess schoolwide data to create strategies for lowering student referrals on the bus

- Analyzed bus data.
- Identify the problem behavior on the bus.
- Gather the team and identify what we could do to change that behavior.
- Try the suggestion.
- Reassess the data and make sure it was successful.
- If it is not successful we try something else.




Bartley Hornets

PBS Expectations Matrix



We are Learners who are...	All Settings	Classroom	Hallways	Cafeteria	Playground	Bathroom	School Dismissal
Safe	<ul style="list-style-type: none"> KAHFOOTY Report Safety Concerns Ask to Leave Walk Inside 	<ul style="list-style-type: none"> KAHFOOTY Keep Area and Desk Neat 4 on the Floor Ask to Leave 	<ul style="list-style-type: none"> KAHFOOTY Stay to the Right Eyes Forward Walk 	<ul style="list-style-type: none"> KAHFOOTY Walk with 2 Hands on Tray Sit Forward Report Spills Put Trash in Cans Keep Food on Tray 	<ul style="list-style-type: none"> KAHFOOTY Use Playground Equipment Only Be Seen 	<ul style="list-style-type: none"> KAHFOOTY Trash in Cans Water in Sink Feet on the Floor 	<ul style="list-style-type: none"> KAHFOOTY Stay in line Walk Ask to Leave Cross Traffic with Adult
Respectful	<ul style="list-style-type: none"> Be Honest Use the Golden Rule Be a Listener Follow Directions Respect Property 	<ul style="list-style-type: none"> Use the Golden Rule Raise Your Hand Be Positive Speak in a Kind Voice Respect Other's Ideas 	<ul style="list-style-type: none"> Be Silent 	<ul style="list-style-type: none"> Use Good Manners Eat Your Own Food Ask to Leave Inside Voices Only 	<ul style="list-style-type: none"> Share Allow All to Play Come in and out Quietly Be a good sport Respect Nature 	<ul style="list-style-type: none"> Allow for Privacy Be Silent 	<ul style="list-style-type: none"> KAHFOOTY Follow Directions
Responsible	<ul style="list-style-type: none"> Stay Organized Make Good Choices Keep School Clean Be Timely Be a Learner! 	<ul style="list-style-type: none"> Be an Active Learner Turn in Homework Ask for Help Be Prepared 	<ul style="list-style-type: none"> Go and Get Back Follow Hallway Expectations 	<ul style="list-style-type: none"> Clean Up Take What You Need Choose Correct Seat 	<ul style="list-style-type: none"> School Games Only Use "Talk It Out" Squares Line up Quickly Stay Dry Follow Playground Expectations Dress for the Weather 	<ul style="list-style-type: none"> Flush! Be Quick Wash Hands Use What You Need 	<ul style="list-style-type: none"> Pack, Zip, and Go Be on Time Follow Dismissal Expectations




Bus Driver Recognition

MO SW-PBS & MTSS:

BRIDGING THE GAPS

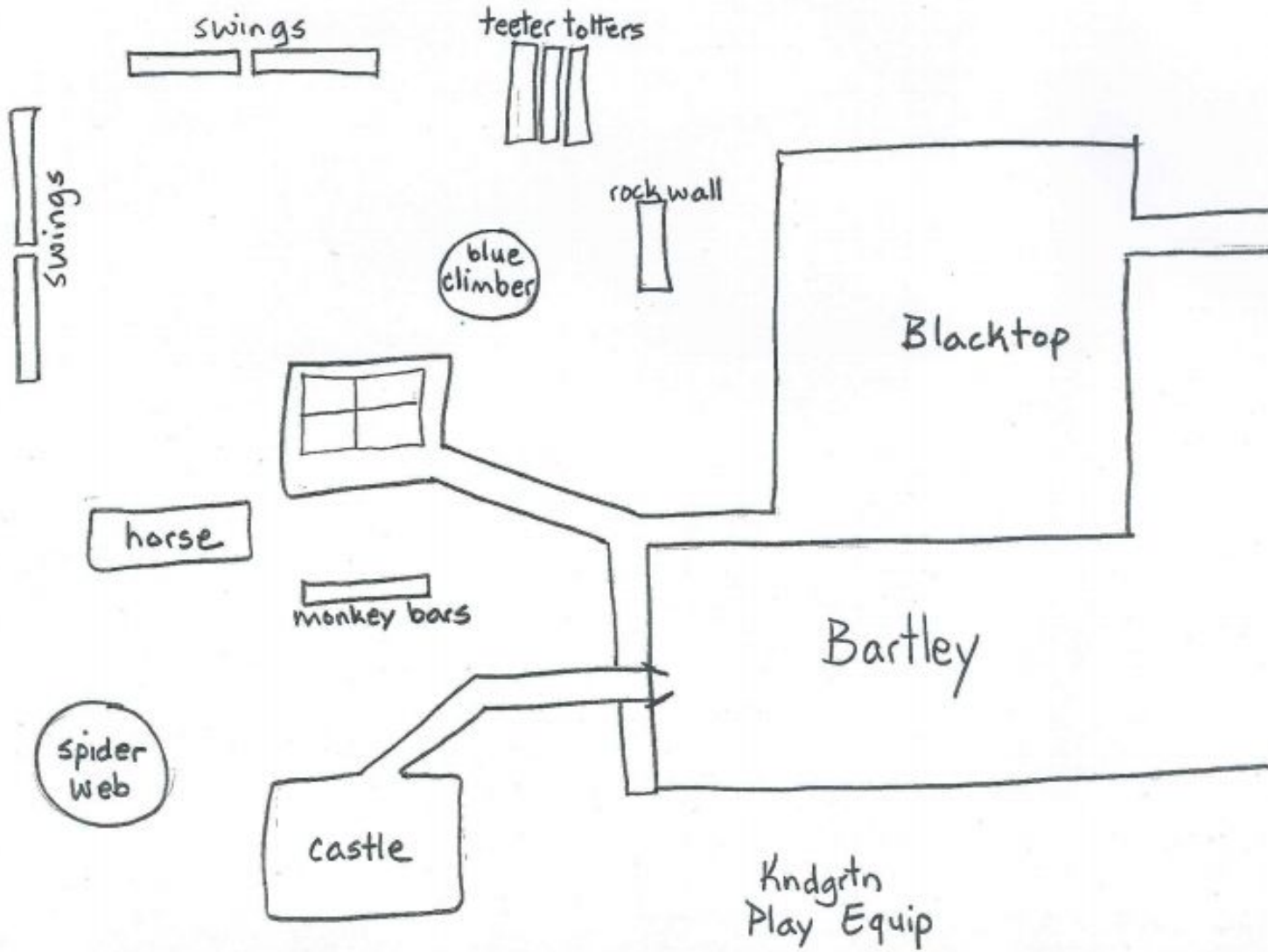
Skills	Responsible	Responsible
Remain in assigned area	No smoking, while from using products	Observe the safe condition of the classroom
Keep books, books and bus and all objects inside bus	Compliance with driver's orders	Refuse from using or smoking on bus
Only assigned bus only	Refuse from using tobacco products	Help keep bus clean
Use correct bus id assigned bus only	Board passengers and goods	Assist in loading the garbage location on bus
Use emergency only (VOC) when directed by bus driver	Open all doors when directed	Keep bus only bus and unoccupied

Bus dismissal lining up, clips, signs with stickers, 10 stickers they get to go outside, games to help students pass time,



Transition area- Playground


- Analyzed playground data.
- Identify the problem behavior on the playground.
- Gather the team and identify what we could do to change that behavior.
- Try the suggestion.
- Reassess the data and make sure it was successful.
- If it is not successful re-evaluate.



Playground Games!

Kickball Rules

1. There are two teams: Offense and Defense
2. Defense must get three outs before the can come in to bat
3. Defense can get an out by:
 - a. Catching a ball in the air
 - b. Throwing a ball and hitting somebody below the shoulders
 - c. Stepping on a base for a force out
 - d. If the batter has three strikes
 - e. If the batter kicks two foul balls
 - f. If a runner is leading off the base when the ball is pitched
4. If the defense throws the ball at a runner and misses, that runner may only advance one base
5. If the defense catches a ball in the air, the runner may not tag up (this is different than baseball and most likely different than kickball leagues)
6. There must be a new pitcher every inning
7. The pitcher must make sure they are pitching the ball so the batter can kick
8. The batting order must be boy/girl or girl/boy
9. The batters will stand on the squares as they wait for their turn to bat
10. If a batter forgets what square they are suppose to stand on they will have to move to the end of the line
11. There is NO ARGUING
12. All players must show sportsmanship or they will not be allowed to play that day



Playground Rules!

Playground Safety Rules

Climbing Wall


1. The playground supervisor ALWAYS has the right to take away climbing privileges if students are climbing in an unsafe manner.
2. Only two climbers on the wall at one time.
3. Students must take turns on the wall if other students are waiting a turn.
4. Students must climb side to side and NOT up and over the wall.
5. No students may sit on top of the wall.
6. No jumping off of the wall; you must climb down it.

Glider

1. Do no jump off or on while the glider is moving
2. Do not climb on top of the glider.

Ball games—soccer, football, basketball, kickball, etc...

1. Use only school balls.
2. Ball games should be played on blacktop, soccer field and the area just west of the blacktop.
3. No tackling, tripping, pushing, or other rough play will be permitted.



Knockout Rules

1. There must be a single file line at the foul line
2. There are two basketballs and the first two people start with them
3. You cannot shoot until the person in front of you has shot
4. There is no cheating
 - a. Do not touch the basketball when it is not your turn
 - b. Do not mess with or distract the shooter
5. If the person behind you makes a shot before you then you are out
6. When a person gets out they must stand on the side and wait for the next game
7. Last person standing is the winner
8. All players will show sportsmanship during the game

4-Square Rules

1. There are only 4 people allowed to play at one time
2. If a person is waiting they must stand behind the square
3. There are NO SPECIAL RULES (ex: cherry bomb, bus stop, tea party, etc...)
4. The person in "A" square must serve the ball to start the game
5. The serve must be underhand
6. A person playing cannot be out on the serve
7. There is no holding the ball
8. People are not allowed to say when a person is out
9. All players must show sportsmanship

Playground Safety Rules

Proper Dress

If a student wears flip flops or sandals to school, they are expected to bring tennis shoes to wear during recess. If they don't a parent will be called to bring a pair to school or the student will not be able to participate in recess.

Below 50 degrees a heavy coat is required

Below 60 degrees a jacket is required

Consequences

1. First Offense—Warning—Read the rules
2. Second offense— Five minutes standing by the wall
3. Third offense—Sent to office—loss of recess
4. Forth offense—Sent to office—Loss of recesses next week and letter to or conference with parents.

General Playground Rules

1. Do not pick up or kick sticks, rocks, wood chips, snow, ice, dirt, leaves, grass, etc...
2. Stay out of water and mud.
3. Stay away from boiler room stairwell.
4. When the bell rings or the siren sounds, everyone should stop and line up immediately.
5. Do not throw or bounce balls; carry them to the fine.

Playground Safety Rules

General Playground Rules

1. Form lines straight and quiet facing forward with hands down.
2. When dismissed, quietly walk single file in to the building
3. Tag games are not allowed.

Swings

1. Sit down.
2. One at a time on the swings.
3. Do not jump out, twist, or swing sideways.
4. Do not throw the swings over the top of the bar.
5. When pushing a friend, do not run under the swing.
6. Do not climb on the chains or supports of the swings.
7. Do not play around swings that are in use.

Monkey Bars

1. Do not climb or sit on the top of the bars.
2. Do not bother children who are using the bars.

Teeter Totter

1. One student on each end.
2. Do not stand or walk on the teeter-totter.
3. Do not jump off.

Transition area- Cafeteria

- Analyzed cafeteria data.
- Identify the problem behavior on the cafeteria
- Gather the team and identify what we could do to change that behavior.
- Try the suggestion.
- Reassess the data and make sure it was successful.
- If it is not successful we try something else.

Brain Storm

Determine a transition time that is data supported and determine a way to change adult behaviors to affect change.



Experience other
ticket-reward
options.

MO SVV-PBS & MTSS:

BRIDGING THE GAPS

Tickets

2016-17 Kindergarten

PBS Ticket Turn-In Menu

I am a safe, respectful,
and responsible learner!

I am a Bartley Hornet!




Miss Finley



2016-2017

Number of Tickets	Choices
5	Choose one: <ul style="list-style-type: none"> <input type="radio"/> Choose Your Seat at Lunch in your classroom <input type="radio"/> Take your shoes off <input type="radio"/> Choose a prize out of the classroom box
10	<input type="checkbox"/> Choose one: <ul style="list-style-type: none"> <input type="radio"/> Play with the other Kindergarten class <input type="radio"/> Get a fancy pencil <input type="radio"/> Use a fun pen
15	Choose one: <ul style="list-style-type: none"> <input type="radio"/> Get 2 New Books to Take Home <input type="radio"/> Dance Party

Student Rewards



2015-16 1st Grade
PBS Ticket Turn-In Menu

Number of Tickets	Choices
5	Choose one: <ul style="list-style-type: none"> ○ Color a Picture for Mrs. Epperson ○ Enjoy a Game with a Friend ○ Read to a Special Friend
10	Choose one: <ul style="list-style-type: none"> ○ Eat Lunch with a Friend ○ Eat Lunch with Your Teacher ○ 10 Minutes on the Computer ○ Help a Teacher (Mr. Miles or Coach Quick) ○ Help a Teacher (Miss Tina or Mrs. LaFeir) ○ Help a Teacher (Mrs. Totta or Mrs. Wilson)
15	Choose one: <ul style="list-style-type: none"> ○ Wear a Funny Hat All Day ○ Wear Pajamas to School ○ Bartley Bulldog/Paw Print t-shirt (while supplies last)
20	Choose one: <ul style="list-style-type: none"> ○ Special Photo with Mrs. Epperson ○ Color Change Cup ○ Special Pen ○ Special Folder
25	Choose one: <ul style="list-style-type: none"> ○ PBS T-Shirt ○ PBS Back Pack
50	Choose one: <ul style="list-style-type: none"> ○ Be Great, Graduate Hornet Pride T-Shirt ○ Lunch on Stage – 5 times
100	Principal of the Day



Bartley Bash

For kids with 0-1 Major each quarter



MO SW-PBS & MTSS:

BRIDGING THE GAPS



Develop strategies for implementing SW-PBS with fidelity.

Staff Training

- We make [videos](#) for each area so staff can watch them!
- We meet with the new staff and walk through what it needs to look like, sound like, and what are the non-negotiables.
 - Clipboards, Tickets, 4:1 ratio
- We have observations and PBIS look-fors!
- We have everyone on one of the tiered teams!

Staff Training

- We have multiple staff trainings and reviews at faculty meetings, Wednesday Huddles, and PD days.
- Staff works together as one to make Bartley Elementary School a PBS school. (WE ARE ONE!)
- [Making it fun](#) to be a pbs school!

Questions?

