

Early Childhood App Tastic Time!

MO SW-PBS Summer Institute
Diane Gremp & Jo Ann Anderson
June 2016

MO SW-PBS:

LEADING THE WAY

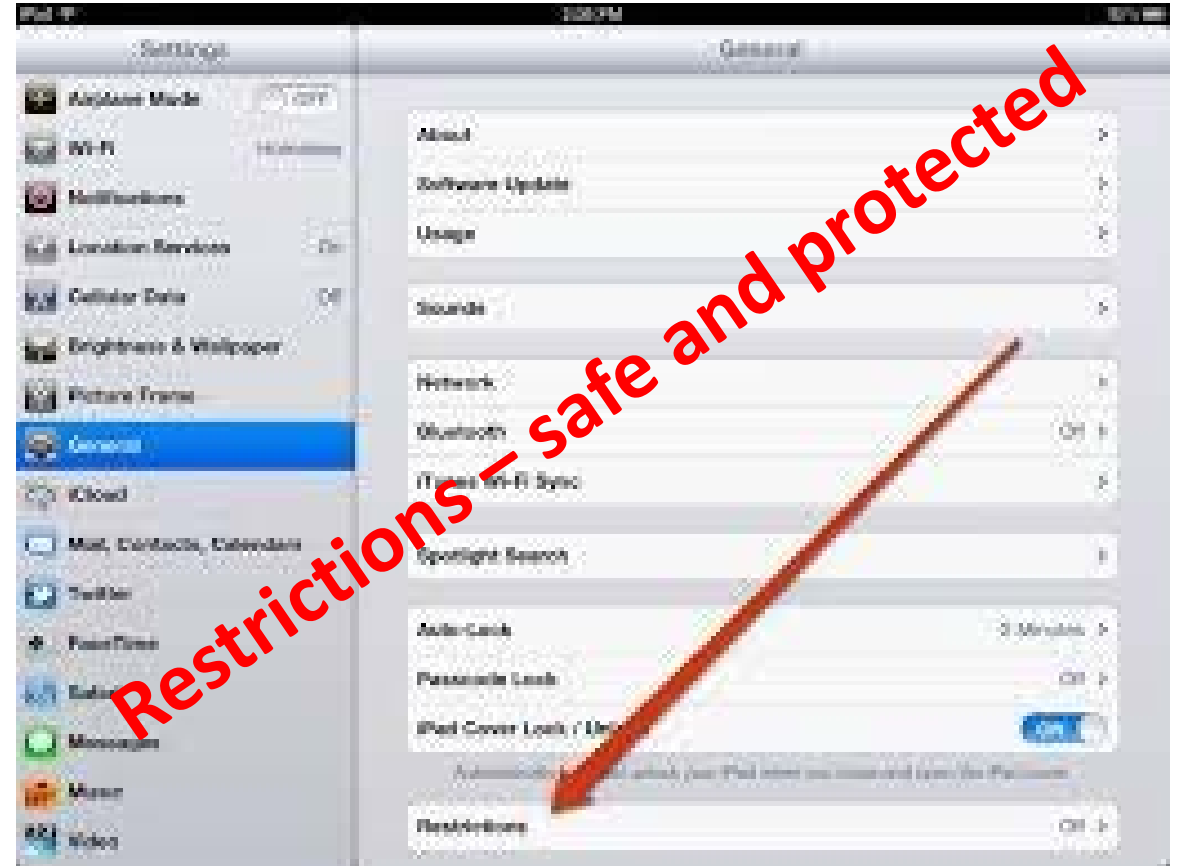
FOR STUDENT ENGAGEMENT






Learn the TOOL then
use the TOOL to Learn.

System Pieces: Settings for Young Users



What is the most versatile app on your iPad?



IVC SW

LEADING THE WAY

FOR STUDENT ENGAGEMENT

Opportunities to Respond/Offering Choice



MO SW-PBS:

LEADING THE WAY
FOR STUDENT ENGAGEMENT

Math - Critical Thinking – Task Difficulty




MO SW-PBS:

LEADING THE WAY

FOR STUDENT ENGAGEMENT

Science – Offering Choice – Task Difficulty




MO SW-PBS:

LEADING THE WAY

FOR STUDENT ENGAGEMENT

Literacy – Offering Choice – Task Difficulty



MO SW-PBS:

LEADING THE WAY

FOR STUDENT ENGAGEMENT

Role Playing/Story Telling



MO SW-PBS:

LEADING THE WAY

FOR STUDENT ENGAGEMENT

Making Social Stories Just Got Easier!



- Use as a prompt to:
 - Precorrect
 - Reteach
 - Redirect
 - Offer Choice
 - Increase Opportunities to Respond
- Working well with:
 - Whole Group
 - Small Group
 - Individual(s)

MO SW-PBS:

LEADING THE WAY

FOR STUDENT ENGAGEMENT

Video Story Telling!



MO SW-PBS:

LEADING THE WAY

FOR STUDENT ENGAGEMENT

Extended Learning: Osmo



MO SW-PBS:

LEADING THE WAY

FOR STUDENT ENGAGEMENT

Extended Learning: Tiggly



MO SW-PBS:

LEADING THE WAY

FOR STUDENT ENGAGEMENT

Augmented Technology



MO SW-PBS:

LEADING THE WAY

FOR STUDENT ENGAGEMENT

App Smashing



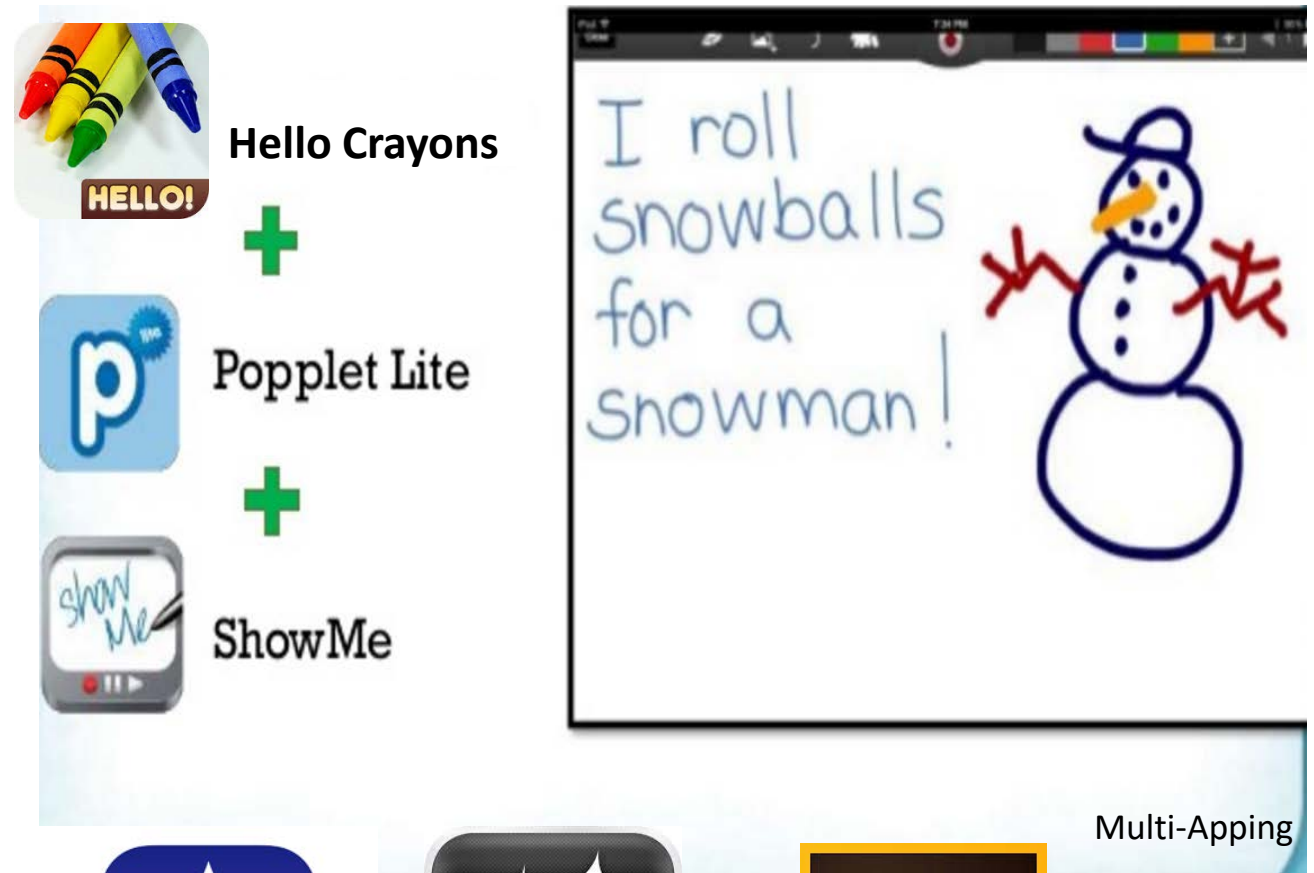
MO SV

LEADING THE WAY >>>

FOR STUDENT ENGAGEMENT

Early Childhood Smashing Example

- 1. Hello Crayons:** Draw a picture that means “winter” to you.
- 2. Popplet:** Insert each picture + write 6 word.
- 3. Show Me:** Record student saying their 6 words.
- 4. iMovie:** Put all class recordings into iMovie, Adobe Voice or Videolicious.



MO SW-PBS:

LEADING THE WAY

FOR STUDENT ENGAGEMENT



or




or



Graphite

Snowman States of Matter



CLASS

GRADES PRE-K - 3

ENGLISH LANGUAGE ARTS, SCIENCE



Stephanie F.

3 steps
March 21, 2016

Digital Morning Meeting



GRADES PRE-K - K

ENGLISH LANGUAGE ARTS



Sean A.
Robert E Peary School
Ridgewood, NY

4 steps
November 14,
2015

MO SW-PBS:

LEADING THE WAY
FOR STUDENT ENGAGEMENT

Graphite: App Smashing- ABCya! & Daniel Tiger's Neighborhood

common sense graphite

Search our site

Reviews and Ratings Lesson Plans Professional Development Collections Teacher Discussions Blogs

Check out what's new in: ELA Math Science Social Studies Arts

LESSON PLAN

We have something in common!

Students will identify similar interests.

SHARE

Meg K. Technology Specialist

OBJECTIVES

Students will be able to identify an activity they enjoy. They will be able to talk with peers to determine similar interests and likes. Young students should be encouraged to find similarities between themselves and others.

SUBJECTS

Social Studies

GRADES

Pre-K - 1

STEPS

- 1 Find someone who...
- 2 Explore Daniel Tiger's Neighborhood
- 3 Illustrate an Idea
- 4 Share with a gallery walk and comments

ALL NOTES TEACHER NOTES STUDENT NOTES

feedback

1 FIND SOMEONE WHO...

Activity: Conversing

Standing in a circle, ask students to move next to someone who is the same as them. If some do move, elicit their ideas. If needed, give prompts and allow students to ask questions of each other to find someone who has something in common with them.

Possible prompts: games they like to play, books they enjoy reading, type of home they live in, siblings/pets, etc.

2 EXPLORE DANIEL TIGER'S NEIGHBORHOOD

Daniel Tiger's Neighborhood

Free

Using a projector, model navigating to and between games on the website. Give students time to play a few games. After 5 minutes, ask volunteers to give examples of an activity in Daniel's neighborhood that they enjoy. Which neighborhood character likes the same activity? Tell them to think of an activity in one of the games that they will illustrate in a bit. Give them more time to play and be ready with an idea to illustrate.

3 ILLUSTRATE AN IDEA

ABCya!

Free, Paid

Model using Paint (on the More tab) in ABCya! Draw a simple illustration (a bucket of sand and a shovel). Depending on the skill level of your students, include or omit text (playing with sand).

Invite students to represent their similar interest in an illustration.

4 SHARE WITH A GALLERY WALK AND COMMENTS

Did You Find This Lesson Flow Useful? Let Us Know! Find This Useful

feedback

MO SW-PBS:

LEADING THE WAY
FOR STUDENT ENGAGEMENT

How Do I Know?

- Mom with Apps Blog
- NewsFlash from South Central RPDC
- AppyMall Blog
- Graphite.org
- Beyond the Apps Blog
- Parents Magazine
- Geeks with Juniors Blog
- Starfall.com

“Technology is just a tool. In terms of getting the kids working together and motivating them, the teacher is the most important.” Bill Gates

MO SW-PBS:

LEADING THE WAY

FOR STUDENT ENGAGEMENT

Hope You Enjoy App Tastic Time...

For more information feel free to contact:

Jo Ann Anderson

Tier 2/3

SW-PBS Consultant

joann@missouri.edu

Diane Grempe

Technology Consultant

South Central RPDC

grempe@mst.edu

-or your local RPDC consultant

MO SW-PBS:

LEADING THE WAY 

FOR STUDENT ENGAGEMENT