


MO SW-PBS:

LEADING THE WAY

FOR STUDENT ENGAGEMENT



MISSOURI SCHOOLWIDE
POSITIVE BEHAVIOR SUPPORT
2016-2017 CALENDAR



WELCOME TO THE 2016-2017 SCHOOL YEAR!

The Missouri Positive Behavior Support Leadership Team looks forward to working collaboratively with district and building SW-PBS Leadership Teams and SW-PBS Coaches through a 3-tiered intervention model to support the academic and social-behavioral needs of ALL Missouri students. An exciting emphasis this year will be braiding our SW-PBS Initiative with the strong focus across the state to create a seamless system of support for students through the Missouri Multi Tiered Systems of Support.

The SW-PBS Initiative is flourishing in Missouri since its inception. Schools continue to emphasize strong partnerships with families and community as they extend implementation of SW-PBS to their students' homes, neighborhood businesses, recreation facilities, and partner with Mental Health agencies.

This calendar has been created as a tool to support you throughout the year. Important dates for SW-PBS trainings and target dates for assessments and data dialogues will help you map out building and district activities and celebrations. Monthly tips for building administrators and coaches serve as reminders to focus on the eight components of SW-PBS to support successful implementation of SW-PBS systems, data and practices. Tips will also guide schools on implementing positive behavior supports in classrooms as well. Please feel free to contact us if we can support you in any way. Again, we wish you a successful year in your journey in helping Missouri's children.

FOR MORE INFORMATION, please visit the MO SW-PBS website at pbissmissouri.org, follow us on Twitter at [#MOSWPBS](https://twitter.com/MOSWPBS) and contact your Missouri Schoolwide Positive Behavior Support Team at your local RPDC.

pbissmissouri.org



Office of Special Education
Effective Practices
205 Jefferson St.
P.O. Box 480
Jefferson City, MO 65102-0480
573-751-0187



Center for SW-PBS
College of Education
University of Missouri
Townsend Hall
Columbia, MO 65211
573-882-1197

REGION 1: SOUTHEAST RPDC

800-401-6680 or 573-651-5161
www4.semo.edu/rpdc

REGION 2: HOOK CENTER FOR EDUCATIONAL RENEWAL

800-214-2753 or 573-882-6924
heartofmissourirpdc.org

REGION 3: KANSAS CITY RPDC

816-235-5652
<http://education.umkc.edu/community-centers-and-programs/regional-professional-development-center-2/>

REGION 4: NORTHEAST RPDC

888-878-7732 or 660-785-4310
rpdc.truman.edu

REGION 5: NORTHWEST RPDC

800-663-3348 or 660-562-1995
nwmissouri.edu/rpdc

REGION 6: SOUTH CENTRAL RPDC

800-667-0665 or 573-341-6473
rpdc.mst.edu

REGION 7: SOUTHWEST RPDC

800-735-3702 or 417-836-4090
<http://education.missouristate.edu/rpdc>

REGION 8: ST. LOUIS RPDC

314-872-8282
<http://www.edplus.org/Special%20Education/swpbs.html>


REGION 9: CENTRAL RPDC

800-762-4146 or 660-543-8240
ucmo.edu/rpdc

 [#MOSWPBS](https://twitter.com/MOSWPBS)



July 2016



COACHES' TIPS:

- Schedule SWIS/ODR training for your team.
- Begin planning for upcoming school year SW-PBS training events.
- Schedule SW-PBS team meetings and review the data with team.
- Consult with building problem-solving/student support team about implementation of interventions for academics and behavior.
- Meet with the principal to schedule data-sharing meetings with staff and faculty.
- Review ways to get and keep families involved.
- How will you share data with students? Families?

Data Reminders:

"It is important to post your established behavioral expectations to support your students to collectively act in a manner that creates a culture of social competence within your classroom." — Tim Knoster

Sun	Mon	Tue	Wed	Thu	Fri	Sat
					1	2
3	4	5	6	7	8	9
10	11	12	13	14	15	16
17	18	19	20	21	22	23
	MO SW-PBS New Consultant Orientation					
24/31	25	26	27	28	29	30
	MO SW-PBS Regional / State Consultants' Meeting					

Notes:

Administrator Tips:

- Promote SW-PBS at Back to School Night/Open House.
- Identify & contact community businesses and resources.
- Prepare for School Board Meeting.
- Survey families for volunteer contributions (to support SW-PBS).
- Develop with entire staff a communication plan that includes families.
- Organize a SW-PBS presentation or update at district administration meetings.

ARE PROACTIVE AND POSITIVE CLASSROOM PRACTICES IMPLEMENTED CONSISTENTLY?

Provide high rates of varied **Opportunities to Respond**



Use **Prompts** and **Active Supervision**



Acknowledge behavior with **Specific Feedback**

Elementary Example

Individual or Small Group

Response: Students hold up a marker board with response to questions.

Choral Reading: All students read a poem aloud together.

Secondary Example

Individual or Small Group

Response: Students use technology to respond to a Kahoot quiz online.

Whole Group: Thumbs up or down; shared writing activity.

Non-Example


Individual: Students quietly read to themselves or complete worksheets.

Whole Group: Teacher lectures or shows video for 20 minutes with no questions or discussion.





August 2016



COACHES' TIPS:

- Post expectations and the matrix.
- Plan agenda and initiate initial staff meeting.
- Make plans for staff kickoff.
- Make arrangements to attend Regional Coaches' Meeting.
- Set up dates for SW-PBS monthly meetings.
- Review pbisapps.org and update password if needed.
- Create email distribution list of SW-PBS team.
- Connect with district leadership team and plan SW-PBS orientation training for new staff and administrators.
- Share SW-PBS summer training with team, building and district level administrators.

Data Reminders:

August

- 8th: School Safety Survey Open — (5+ personnel complete i.e., teachers, custodian, bus supervisor, principal, team members, etc.)

"Children respond more effectively to classrooms that are predictable, consistent, positive, and safe."— Geoff Colvin

Sun	Mon	Tue	Wed	Thu	Fri	Sat
	1	2	3	4	5	6
7	8	9	10	11	12	13
	School Safety Survey Open					
14	15	16	17	18	19	20
MO SW-PBS Regional New Consultants' Trainings						
21	22	23	24	25	26	27
28	29	30	31			

Notes:

Administrator Tips:

- Conduct new staff in-service.
- Plan building level staff meeting for SW-PBS orientation.
- Include SW-PBS Expectations Matrix in first Family Newsletter of the year.
- Work with district and community for schoolwide acknowledgement system.
- Schedule meeting with SW-PBS Coach concerning the collection of data for the school year.
- Plan a fall SW-PBS kickoff for staff, students and families with information on SW-PBS.
- Plan district level SW-PBS meeting.
- Schedule team to attend PD for SW-PBS through your area RPDC.

MISSOURI SW-PBS DATA SOURCES 2016 - 2017

School Safety Survey (SSS)

Assesses risk factors and response plans for school safety and violence. Evaluates the extent to which a school provides a safe learning environment; training and support needs related to school safety and violence prevention; and a school's response to violence and the effectiveness of protective measures.

WHO: 5 or more staff members (administrator, teacher, special education teacher, educational assistant, office and custodial staff, related service provider)

WHEN: Annually each Fall

HOW: <http://www.pbisapps.org>
Use: PBISAssessment Multi user link

TIME: 10 minutes

Self-Assessment Survey (SAS)

Examines the current status and need for improvement of four behavior support systems: (1) school-wide discipline systems, (2) non-classroom management systems, (3) classroom management systems and (4) individual student systems.

WHO: All building faculty and staff

WHEN: Annually between January and March

HOW: <http://www.pbisapps.org>
Use: PBISAssessment Multi user link

TIME: 20-30 minutes

SW-PBS Office Discipline Referrals (ODR)

The Big Five ODR Report is the foundational data that informs development of schoolwide systems and the practices that will be implemented by all staff for the benefit of all students. The ODR report should include at a minimum the following: Per Day Per Month, Problem Behavior, Location, Time and Student. The Big 5 is created and analyzed by the team monthly for a Primary Problem Statement and disseminated to all stakeholders on a monthly basis to guide progress monitoring. Teams are encouraged to dig deeper if necessary to get a Precision Problem Statement.

WHO: Administrator and SW-PBS Team will review with staff then send to SW-PBS Regional Consultant quarterly

WHEN: By October 21, January 27, March 24, May 19

HOW: To MO SW-PBS Regional Consultant

TIME: 20-30 minutes

School-Wide Evaluation Tool (SET)

SET is a research-validated instrument to assess and evaluate the critical features of school-wide effective behavior support across an academic school year. SET helps determine (1) the extent to which school is already using SW-PBS, (2) if training and technical assistance efforts result in change when using SW-PBS and (3) if use of SW-PBS procedures is related to valued changes in the safety, social culture and violent behavior in schools.

WHO: Regional consultants and/or trained SW-PBS coaches conduct brief interviews with building administrator, 10 staff members and 15 students in each building

WHEN: Annually each Winter/Spring

HOW: Review of records, interviews, observation

TIME: 2 hours

Tiered Fidelity Inventory (TFI)

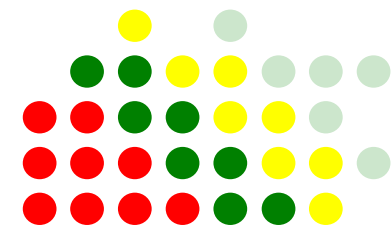
The Tiered Fidelity Inventory (TFI) is an efficient and valid measure of the fidelity of PBIS Implementation at Tiers 1,2 and 3. The survey can be used for formative assessment, progress monitoring, and as an annual self-assessment. Results can also be used as criteria for state recognition. Best practice encourages participation three times per year until 80% is achieved on all levels measured for three consecutive administrations. Then, administer the TFI annually.

WHO: SW-PBS Building that has met 80%/80% or above on SET scores for two years. Taken by building team(s) with SW-PBS Consultant

WHEN: Annually between January and March
Ideally for progress monitoring: August 15 – September 16, as well as, May 1 – May 26


HOW: <http://www.pbisapps.org>
Log on for team input

TIME: 40 minutes





September 2016



COACHES' TIPS:

- Develop district system for reporting School Data Profile information into MOSIS.
- Prepare a calendar with SW-PBS assemblies and celebrations.
- Assign team roles and teach responsibilities.
- Begin to utilize data collection notebooks.
- Set team meeting protocols
- Take into consideration last year's data as you plan teaching for the current year.

Data Reminders:

September

- 16th: School Safety Survey Closes — (5+ personnel complete i.e., teachers, custodian, bus supervisor, principal, team members, etc.)

"When everyone handles infractions with instructional correction procedures, students learn that what happens when they misbehave is procedure not personal undercut the classroom environment even after class has started." — Algozzine, Wand & Violette

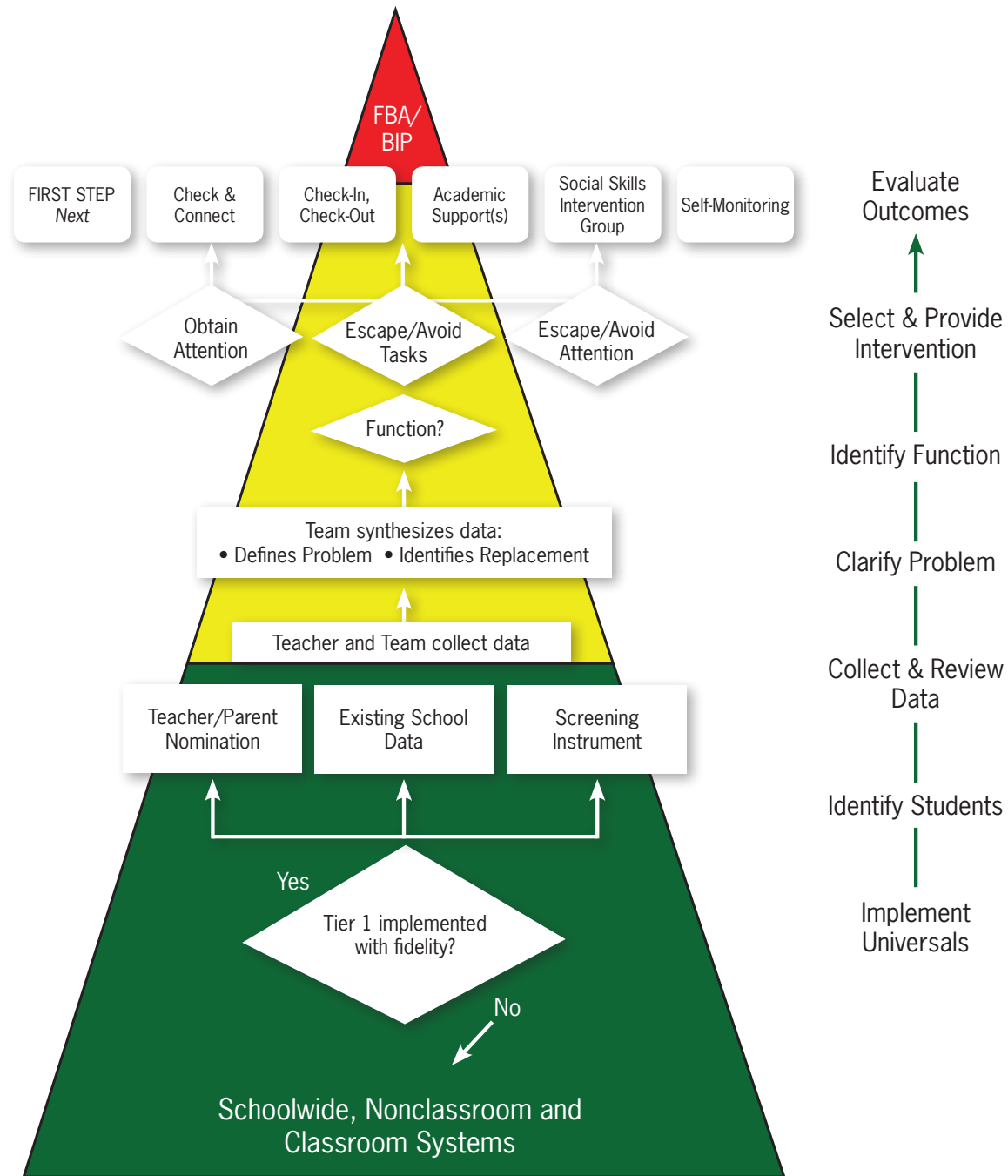
Sun	Mon	Tue	Wed	Thu	Fri	Sat
				1	2	3
4	5	6 7 8 MO SW-PBS Regional / State Consultants' Shared Learning Meetings			9	10
	Labor Day					
11	12	13	14	15	16	17
					School Safety Survey Closes	
18	19	20	21	22	23	24
25	26	27	28	29	30	

Notes:

Administrator Tips:


- Consider time at faculty meetings to discuss the continuum of support for students through SW-PBS.
- Share school SW-PBS successes with district administrators or at a principals' meeting.
- Positively acknowledge students who have demonstrated improved behavior.
- Write a newsletter article for families on use of SW-PBS at home.
- Recognize staff for SW-PBS implementation efforts

MISSOURI STUDENT SUPPORT MODEL





October 2016



COACHES' TIPS:

- Utilize team meeting protocols and agenda format.
- Review Universal Support Checklist and Action Plan at all Tiers. Update if needed.
- Continue to develop district system for reporting School Data Profile information into MOSIS.

Data Reminders:

- October
- 21st.: 1st Quarter Data Due

"School-wide PBS makes the circle bigger rather than put some kids outside of the circle."
— Dr. Rob Horner

Sun	Mon	Tue	Wed	Thu	Fri	Sat
						1
2	3	4 5 6 MO SW-PBS Regional / State Consultants' Meeting			7	8
9	10	11	12	13	14	15
16	17	18	19	20	21	22
					Reports Due	
23	24	25	26	27 28 Implementers Forum - Chicago		29
30	31					

Notes:

Administrator Tips:

- Family Newsletter Update/Orientation to SW-PBS.
- Work with district and community for schoolwide acknowledgement system.
- Review SW-PBS Data on PBIS Assessment Website.
- Schedule meeting with SW-PBS Coach to review Big 5 data collection and use.
- Provide information to families at conferences on SW-PBS.

SOCIAL COMPETENCE & ACADEMIC ACHIEVEMENT

Who participates in school-wide, small group, and individual tiers of SW-PBS?

How do your teams communicate and share information with all stakeholders?

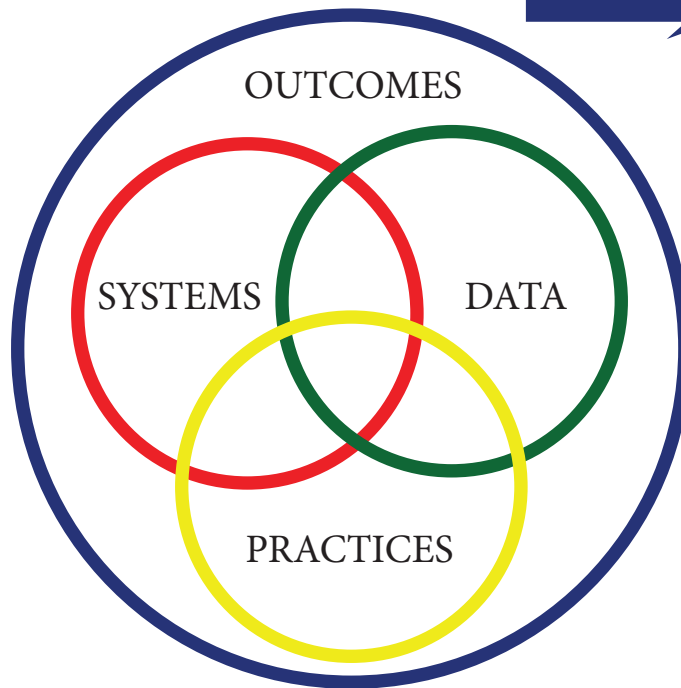
What training and support is available for those involved in implementing all levels of SW-PBS?

Supporting Staff Behavior

What are the school-wide practices in place for supporting all students?

- ▶ Expectations
- ▶ Reinforcement and Recognition
- ▶ Continuum of Discouraging Problem Behavior

What small group and individual supports do you have in place for students?



What are the outcomes your school has chosen to focus on?

- ▶ Long term?
- ▶ Short term?
- ▶ School-wide?
- ▶ Target areas?

Supporting Decision Making

What data do your teams use to make decisions for school-wide, classroom, and individual planning?


How is data collected and shared?

How do you determine progress toward the identified outcomes?

Supporting Student Behavior



November 2016



Notes:

COACHES' TIPS:

- Plan a district SW-PBS Leadership Team meeting to discuss SW-PBS.
- Make arrangements to attend SET Training.
- Create a bulletin board of SW-PBS successes.
- Plan boosters for December and January to re-teach and reinforce Schoolwide expectations.
- Provide tips to families on homework strategies to support academic achievement and SW-PBS.
- Review Big 5 data with team during meetings.

"People act the way they do for a reason...it serves a purpose...to obtain something the person wants, to generate adult or peer attention, or to escape from an aversive situation or person." — Crone and Horner

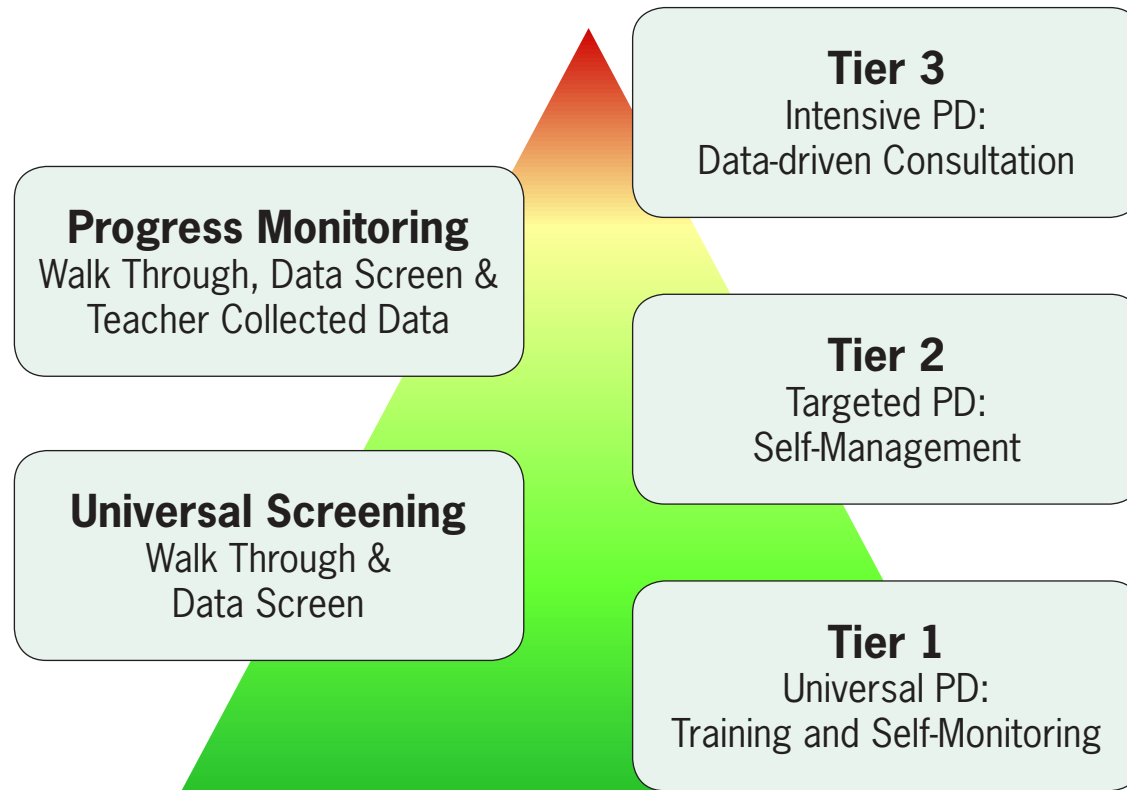
Sun	Mon	Tue	Wed	Thu	Fri	Sat
		1	2	3	4	5
6	7	8 9 10 MO SW-PBS Regional / State Consultants' Meetings			11	12
13	14	15	16	17	18	19
20	21	22	23	24	25	26
27	28	29	30			

Administrator Tips:

- Positively acknowledge your district SW-PBS Coach for support!
- Look at data for building trends.
- Make a positive phone call home to students who have shown improved behavior and academic achievement based on progress data.

Data Reminders:

THE ROLE OF THE COACH IN SW-PBS




“Many teachers enter the field without sufficient training in classroom management and continue to experience challenges throughout their careers. Therefore, school-based leaders need a multi-tiered support (MTS) framework to (a) provide training to all teachers in classroom management (Tier 1), (b) identify teachers who require additional assistance (universal screening), (c) support the identified teachers (Tiers 2 and 3), and (d) continue to monitor teachers’ classroom management to adjust (i.e., intensify or fade) supports.”

Simonsen et al, 2014





December 2016



COACHES' TIPS:

- Attend SET Training
- Attend SW-PBS assemblies and celebrations.
- Share data trends with all staff to encourage problem-solving.
- Collect artifacts from your teams at team meetings. Share them with Regional Consultant and other coaches. Use in your recognition narrative.
- Remember to reteach rules and matrix after the holidays.
- Provide positive feedback to teachers on their successes for the 1st semester.
- Review My Learning Plan to schedule Regional SW-PBS meetings for 2nd semester.
- Enjoy your vacation! You've earned it!

Data Reminders:

"A practice can be said to be sustained if school personnel continue implementing enough critical features to criterion that effects are still observed." — McIntosh, Filter, Bennett, Ryan, Sugai


Sun	Mon	Tue	Wed	Thu	Fri	Sat
				1	2	3
4	5	6 7 MO SW-PBS Regional / State Consultants' Meetings		8	9	10
11	12	13	14	15	16	17
18	19	20	21	22	23	24
25	26	27	28	29	30	31



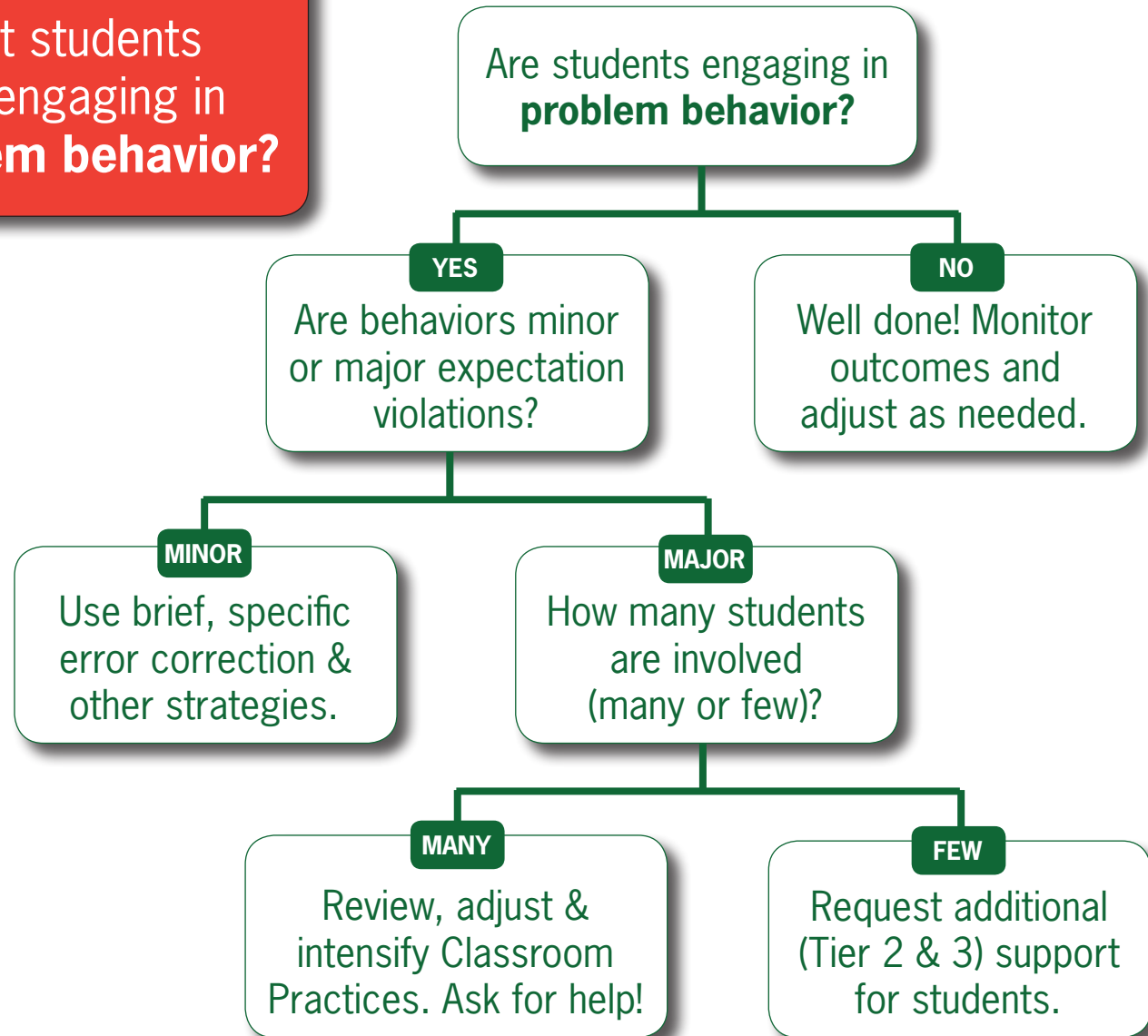
Administrator Tips:

- Visit another SW-PBS school and have lunch with the administrator.
- Recognize families who have participated in SW-PBS implementation at home or at school.
- Provide team and staff with positive feedback to celebrate successes during first semester.
- Invite school board/community people to visit your school.
- Provide families with positive acknowledgement to give to students for good behavior at home over the holidays.
- Continue to keep entry material for the Missouri SW-PBS School Data Profile for the school year.

Notes:




Do data indicate that students are engaging in **problem behavior**?





January 2017



COACHES' TIPS:

- Use “New Year” boosters to motivate all staff and students.
- Schedule your SET dates during SW-PBS network training with local RPDC regional consultant.
- Attend SET Training.
- Continue to develop district system for reporting School Data Profile information into MOSIS.
- Develop different recognitions for the new year! Continue updating and keep it exciting!
- Dig Deeper into First Semester Data for decision making and action planning.

Data Reminders:

January

- 23rd : Self-Assessment Survey Open (All Staff Respond)
- 23rd: Tiered Fidelity Inventory Open (After 2 years of 80/80 on SET: Team Response)
- 30th: 2nd Quarter Reports Due
- For the Month: Schedule SET
- Consider submitting a poster for the Summer Training Institute

“Effective classroom management is a key component of effective instruction, regardless of grade level, subject, pedagogy or curriculum..” — Sprick, Knight, Reinke & McKale

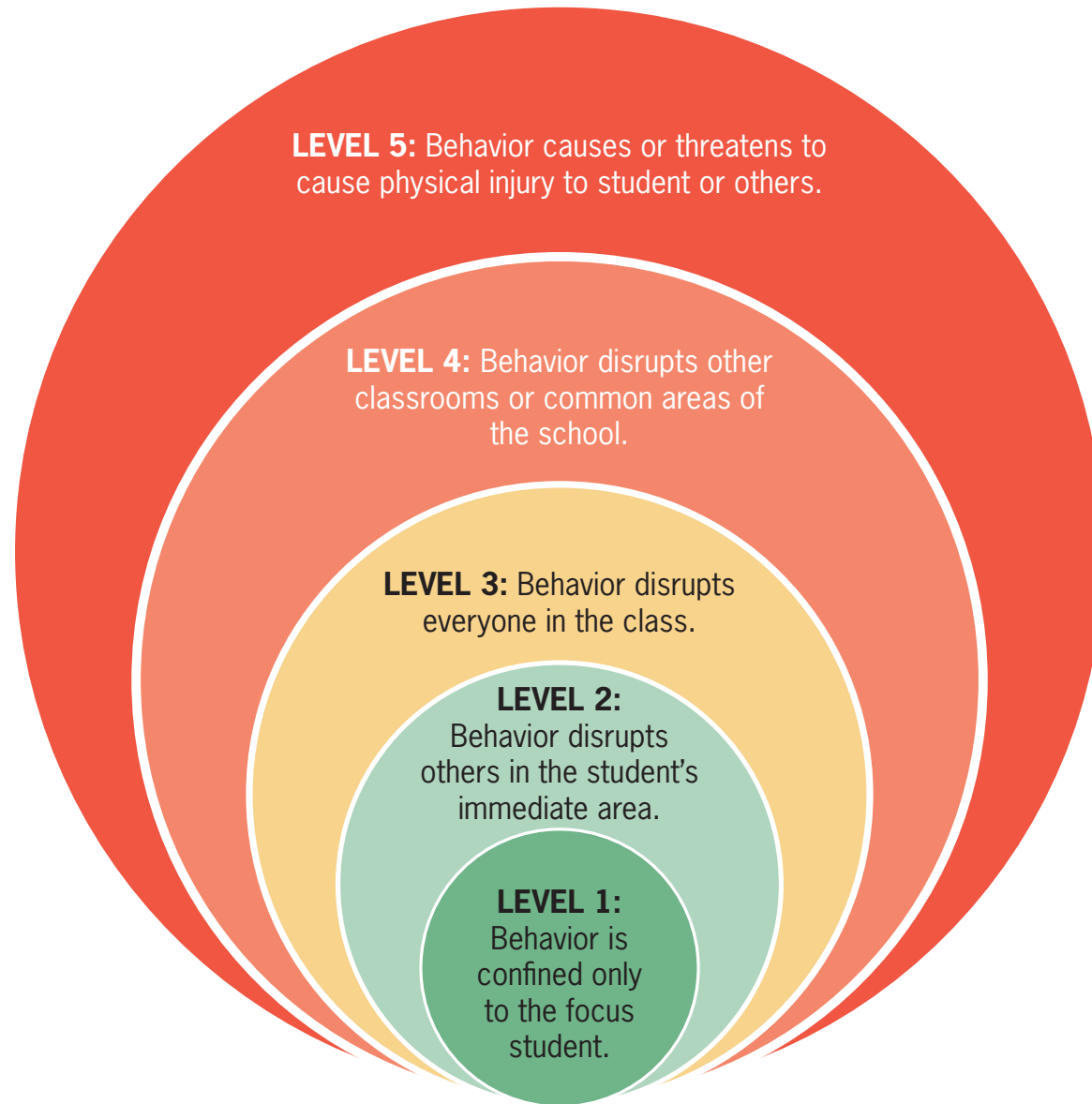
Sun	Mon	Tue	Wed	Thu	Fri	Sat
1	2	3	4	5	6	7
HAPPY NEW YEAR		MO SW-PBS Regional / State Consultants' Meetings				
8	9	10	11	12	13	14
15	16	17	18	19	20	21
22	23	24	25	26	27	28
	Self-Assessment Survey & Tiered Fidelity Inventory Open				Reports Due	
29	30	31				

Notes:

Administrator Tips:


- Get on the spring school board agenda.
- Think about budgets for SW-PBS for the upcoming year (Incentives, Network Trainings, Summer Training Institute).
- Reteach matrix to students.
- Review building data for students with behavior interventions in Tier II and III.
- Have a positive personal contact with a student and/or family to recognize positive behavior.
- Use “New Year” reinforcement booster to motivate staff and students.
- Think about SW-PBS Professional Development for next year.

“RIPPLING” EFFECTS OF BEHAVIOR INTENSITY LEVELS





February 2017




Notes:

COACHES' TIPS:

- Review Action Plan and Big 5 data at team meeting.
- Consider applying for a grant to support SW-PBS.
- Make arrangements to attend Spring Coaches' and Networking Meetings.
- Begin finalizing changes for family/staff/student handbook for next year.
- Plan MAP-related activities and communication
- Develop narrative and collect supporting artifacts for this spring's recognition application.

"Rules and expectations are needed to establish the degree of organization necessary for all students to experience academic, social, and personal success in a safe, orderly, and positive environment."
— Geoff Colvin

Sun	Mon	Tue	Wed	Thu	Fri	Sat
			1	2	3	4
5	6	7 8 9 MO SW-PBS Regional / State Consultants' Meetings			10	11
12	13	 14	15	16	17	18
19	20	21	22	23	24	25
26	27	28				

Data Reminders:

- February
- Schedule SET or TFI


Administrator Tips:

- Share Positive SW-PBS implementation strategies at principals' meeting.
- Finalize SW-PBS budget for next school year with consideration toward applying for grants or seeking out community partnerships to support SW-PBS school efforts.
- Include positive behavior tips with information sent home about upcoming testing.
- Consider including SW-PBS Family Training on behavior strategies for home.
- Prepare SW-PBS boosters for staff and students during MAP testing.
- Provide positive acknowledgement to all staff for their work in SW-PBS.
- Prioritize time for SW-PBS in next year's PD plan.

TIER 3	EXPLORATION	INSTALLATION	INITIAL IMPLEMENTATION	FULL IMPLEMENTATION	SUSTAINABILITY & INNOVATION	TIER 3
	What do we need to have in place to start a Tier III system?	Tier III Team established and assessment intervention development process developed.	Basic FBA-PBS process in place with some community connections.	Tier III process and range of interventions in place.	Tier III process and systems annually reviewed and revised based on data.	
	EXPLORATION	INSTALLATION	INITIAL IMPLEMENTATION	FULL IMPLEMENTATION	SUSTAINABILITY & INNOVATION	
	What do we need to have in place to start a Tier II system?	Tier II Team established and interventions based on data targeted.	One or two Tier II interventions in place.	Tier II process and range of interventions in place.	Tier II process and systems annually reviewed and revised based on data.	
	EXPLORATION	INSTALLATION	INITIAL IMPLEMENTATION	FULL IMPLEMENTATION	SUSTAINABILITY & INNOVATION	
What is SW-PBS and how will it address our concerns?	What are the essential features of SW-PBS and how do we put SW-PBS into place?	Put minimal features in place such as teaching expectations.	All components of universals in place.	Universal process and supports annually reviewed and revised based on data.		
TIER 1	TIER 2	TIER 3	TIER 1	TIER 2	TIER 3	TIER 1



March 2017



Notes:

COACHES' TIPS:

- Schedule SET or BoQ!
- Boost your team and teachers with positive acknowledgement to keep momentum going.
- Help teams plan Spring Testing boosters for increased student/staff motivation.
- Plan to visit a SW-PBS School!
- Look at fidelity of implementation at all 3 tiers with SAS and TFI.

Data Reminders:

March

- 24th: 3rd Quarter Reports Due
- 31st: Self-Assessment Survey and Tiered Fidelity Inventory Close

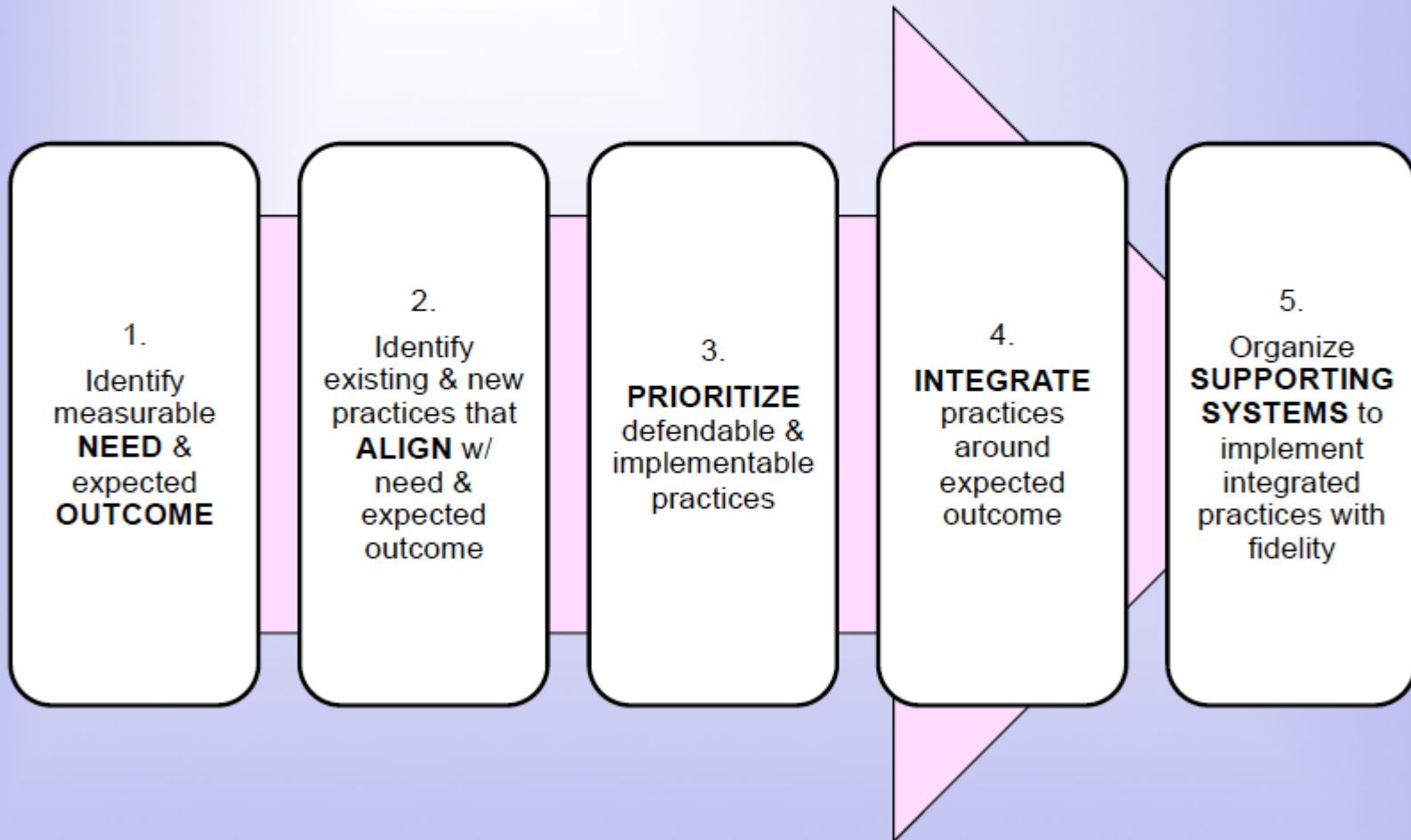
Fair doesn't mean everyone gets the same...Fair means everyone gets what they need.
— Laura Riffel

Sun	Mon	Tue	Wed	Thu	Fri	Sat
			1	2	3	4
		National APBS Conference-Boston				
5	6	7	8	9	10	11
		MO SW-PBS Regional / State Consultants' Shared Learning Meetings				
12	13	14	15	16	17	18
19	20	21	22	23	24	25
					Reports Due	
26	27	28	29	30	31	
					Self-Assessment Survey & Tiered Fidelity Inventory Close	

Administrator Tips:

- Invite the superintendent or a school board member to visit your school.
- Include SW-PBS information in school products (family handbooks, school calendar, faculty handbooks, etc.) for next year.
- Increase positive acknowledgements of staff to maintain a positive climate.
- Provide information, resources and reinforcement/recognition for your staff.
- Implement booster activities for staff and students after Spring Break.
- Increase opportunities for positive acknowledgement to students with behavioral and learning challenges.

Selection, Alignment, & Integration Process





April 2017



COACHES' TIPS:

- Choose representatives and finalize registration for team members attending the MO SW-PBS Summer Training Institute (STI).
- See your Regional Consultant or visit pbismissouri.org for current information on STI.
- Work with district administration for school board presentation.
- Make arrangements for Regional Coaches' Meeting.
- **Recommitment and Recognition papers due.**

Data Reminders:

April

- 15th: Packets Due-
*SW-PBS Applications
*Recognition Packet
- **Arrange to Summer Training Institute**

"The classroom is the center of a student's school experience. When the student walks into a learning environment where the expectations are clear, understandable, and attainable, he or she can relax and concentrate on the academic content. We all do better when we know what is expected of us." — Mary Richter

Sun	Mon	Tue	Wed	Thu	Fri	Sat
						1
2	3	4 5 6 MO SW-PBS Regional / State Consultants' Meetings			7	8
9	10	11	12	13	14	15
						Paperwork Due!
16	17	18	19	20	21	22
23/30	24	25	26	27	28	29

Notes:

Administrator Tips:

- Keep looking at Big 5 data—plan staff development opportunities in needed areas.
- Plan for school board report on positive impact of SW-PBS program.
- Recommitment papers with superintendent's and principal's signatures due April 15.
- Recognize families and community members who have participated in SW-PBS and other school improvement activities.
- Plan SW-PBS information as part of all handbooks for coming year.

Family Involvement Strategies

Family - program communication is regular, two-way and meaningful.

Families are welcome in the program, and their support and assistance are sought.

Parenting skills are promoted and supported.

Parents are partners in the decisions that affect their children.

Families assist student learning, both in the classroom and at home.

Community resources are used to strengthen families, programs, and student learning and development.

Six Standards for Family Involvement

Each standard can produce unique gains for students and contribute to effective and successful programs.

1. Communication
2. Parenting


3. Student Learning
4. Volunteering

5. Decision Making and Advocacy
6. Collaborating with the Community





May 2017



Notes:

COACHES' TIPS:

- Share SET or BoQ results with building administrators and teams, then discuss your school's next steps.
- Plan ahead for summer trainings (arrangements, stipends, leave forms) before end of school year.
- Review team representation for next year.
- Print and organize school data for summer training (SET, Self-Assessment Survey, Big 5, and other data).
- Continue to develop district system for reporting School Data Profile information into MOSIS.
- Consider doing a poster at the MO SW-PBS Summer Training Institute.
- Provide summer contact information to RPDC.
- Schedule date and make preliminary plans for fall kick-off
- Register for MO-PBS Summer Training Institute.

"When chronic misbehaviors occur, we should view them as a puzzle and try to figure out what it is the child needs...why the same type of behavior keeps being repeated...and determine where and when the child behaves appropriately." — Golly

Sun	Mon	Tue	Wed	Thu	Fri	Sat
	1	2	3	4	5	6
	MO SW-PBS Regional / State Consultants' Meetings					
7	8	9	10	11	12	13
14	15	16	17	18	19	20
21	22	23	24	25	Reports Due	27
28	29	30	31			
Memorial Day						

Data Reminders:


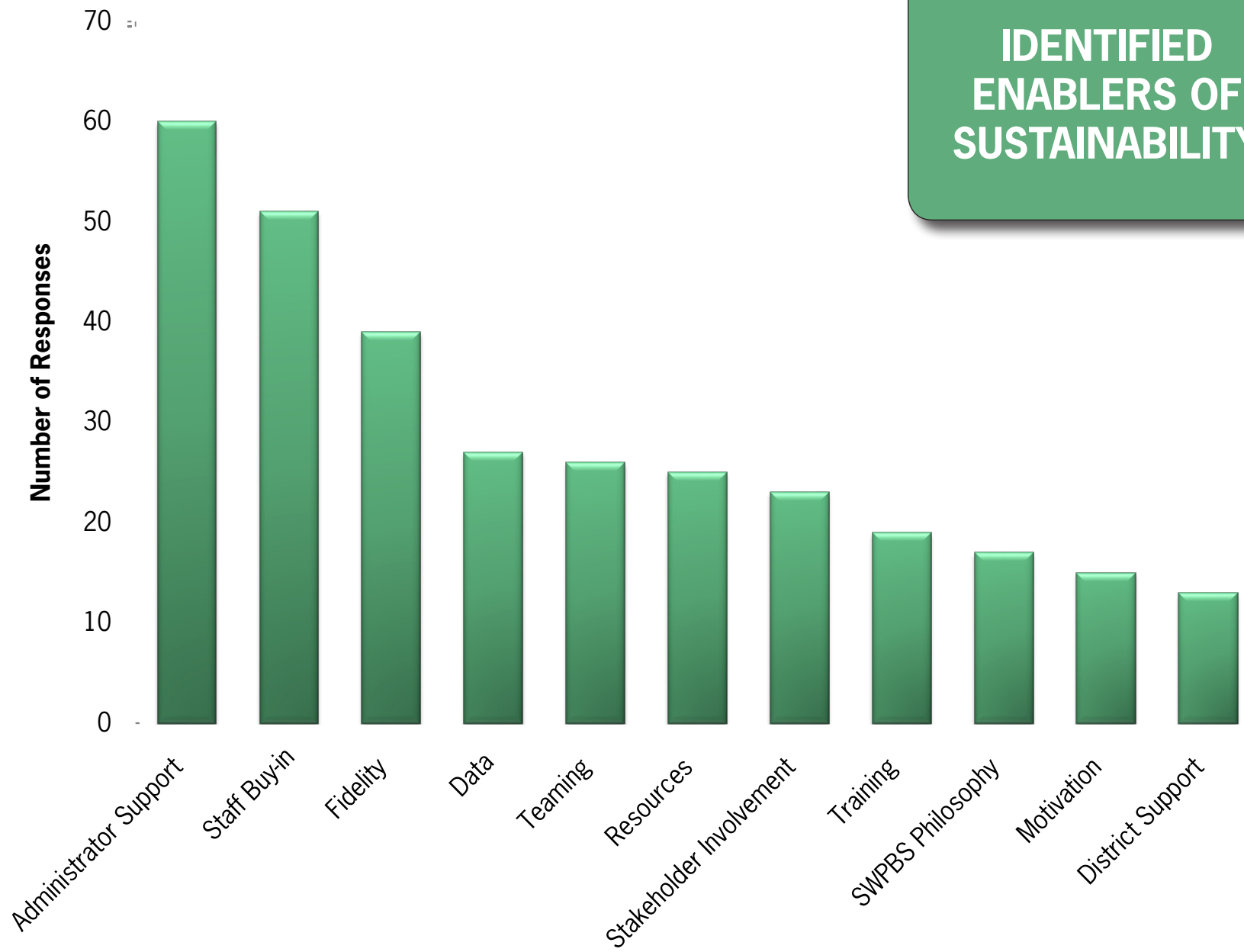
May

- 19th: Minutes and ODR Reports for 4th Quarter Due
- **Arrange to Attend Summer Training Institute**

Administrator Tips:

- Submit to coach/team completed action plan and Big 5 data for next year planning.
- Acknowledge coach's/SW-PBS team efforts.
- End-of-Year SW-PBS celebration with staff, students, families, and community members!
- Use SET, Self-Assessment Survey and ODR results to plan for next year.
- Set aside time during August in-service days for SW-PBS training.
- Have you registered for the Summer Training Institute yet?
- Discuss Checklist to determine training for next year.

IDENTIFIED ENABLERS OF SUSTAINABILITY





June 2017

COACHES' TIPS:

Remember to check pbissmissouri.org for updates and Summer Training Institute materials.




Thank you for all you do for Missouri's Children and Families!

Data Reminders: June

- TBD: MO SW-PBS Summer Training Institute

"It is always important to remember that, if you inadvertently assist the student to escalate, do not be concerned: you will get another chance to do it right the next time around." — Colvin

Sun	Mon	Tue	Wed	Thu	Fri	Sat
				1	2	3
4	5	6	7	8	9	10
11	12	13	14	15	16	17
18	19	20	21	22	23	24
25	26	27	28	29	30	

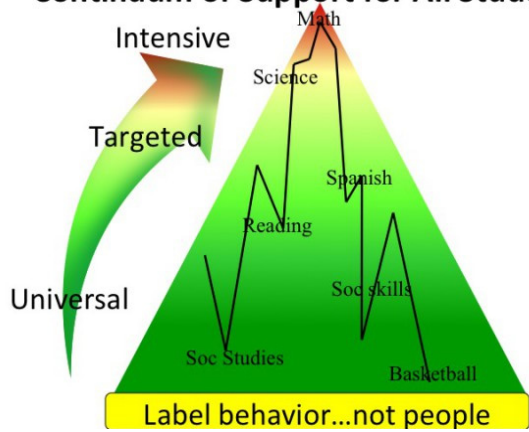


Notes:

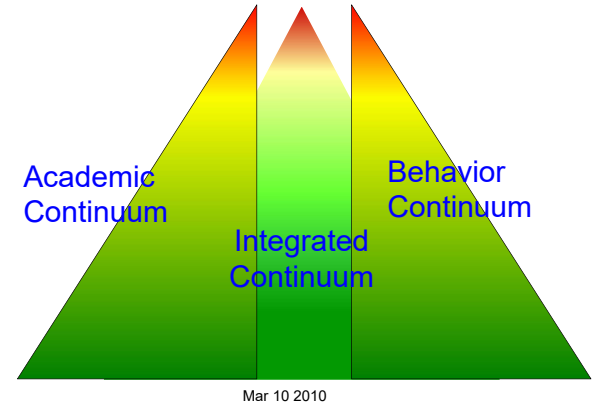
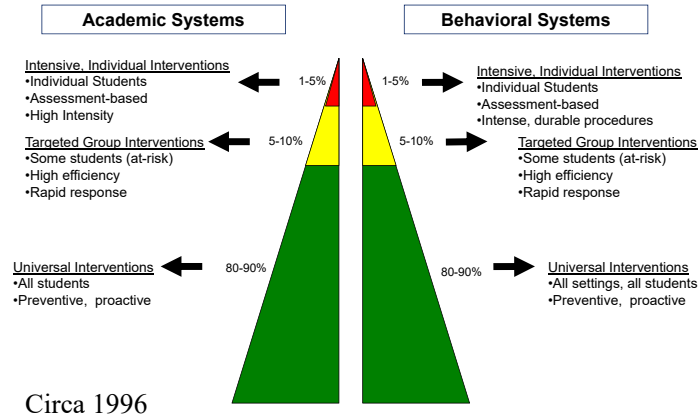
"It is our responsibility to assess what skills most predict success in our students."
 — Terry Scott 2015
 On Social Skills Instruction

SW-PBS IS CELEBRATING 10 YEARS OF "GROWING THE GREEN"

Continuum of Support for All Students

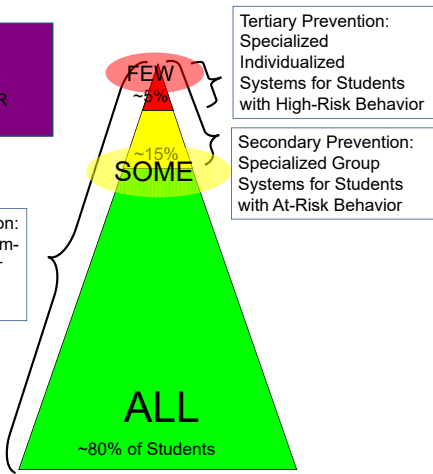


Responsiveness to Intervention



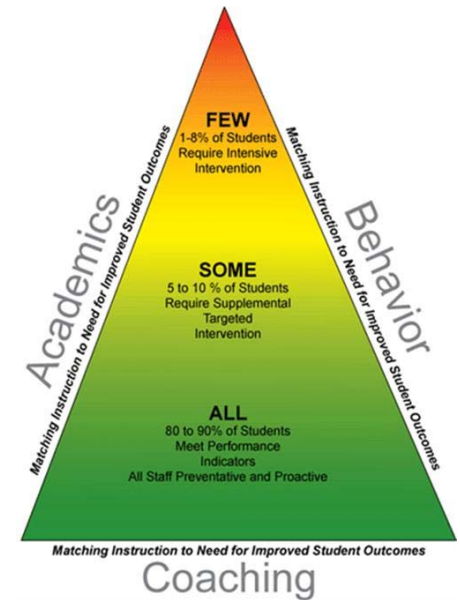
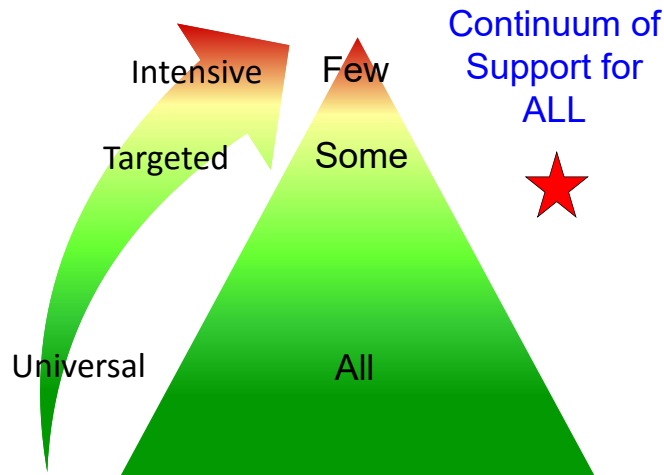
CONTINUUM OF SCHOOL-WIDE INSTRUCTIONAL & POSITIVE BEHAVIOR SUPPORT

Primary Prevention: School-/Classroom-Wide Systems for All Students, Staff, & Settings



Tertiary Prevention: Specialized Individualized Systems for Students with High-Risk Behavior

Secondary Prevention: Specialized Group Systems for Students with At-Risk Behavior



All: Baker, 2005 JPBI; Eber, 2012