



SCHOOL OF THE OSAGE, UPPER ELEMENTARY

SHANNON FINDLEY, AMY MOORE, & JORDON ROBERTSON

School Stats



- * School of the Osage, Upper Elementary
- * 3-5 Building
- * 7-sections of each grade level
- * 450 students
- * 2009-2010: PBS Planning Year
- * 2010-2011: PBS Implementation Year
- * Currently: Tier 2 School

LESSON SCHEDULES

PBS Lesson Schedule 2015-2016		
AUGUST: Introduction to PBS		
19 24-28	HER.O.E.S Day All Settings	
SEPTEMBER: Technology		
1	SAFE	Use your own log in information Keep passwords strong and safe Watch where you click Communicate with people you know
8	RESPECTFUL	Screen out the mean Use the computer as a learning tool Respect the device (two hands, etc.) Leave the tricky stuff to the experts
14	RESPONSIBLE	Work from websites assigned by the teacher Think before you print Leave a positive digital footprint Think before you share
21	Review	
OCTOBER: Playground		
Sept. 28	SAFE	Use equipment properly Walk to and from recess Report unsafe behavior to recess supervisor
5	RESPECTFUL	Enter and exit quietly (feet, voices, on door) Demonstrate good sportsmanship
12	RESPONSIBLE	Line up immediately when whistle blows
19	Review	
26	Lessons TBD by data-information to come	
NOVEMBER: Bus		
2	SAFE	Remain seated and face forward Walk to and from bus
9	RESPECTFUL	Keep bus clean Use correct voice level
16	RESPONSIBLE	Be ready to get on and off
23	Review	
DECEMBER: Restroom		
Nov. 30	SAFE	Wash hands with soap and water Use the restroom for intended purpose only
7	RESPECTFUL	Give others privacy Use supplies and equipment properly Use the correct voice level
14	RESPONSIBLE	Report any problems to an adult Return to class promptly

PBS MOVIE MAGIC

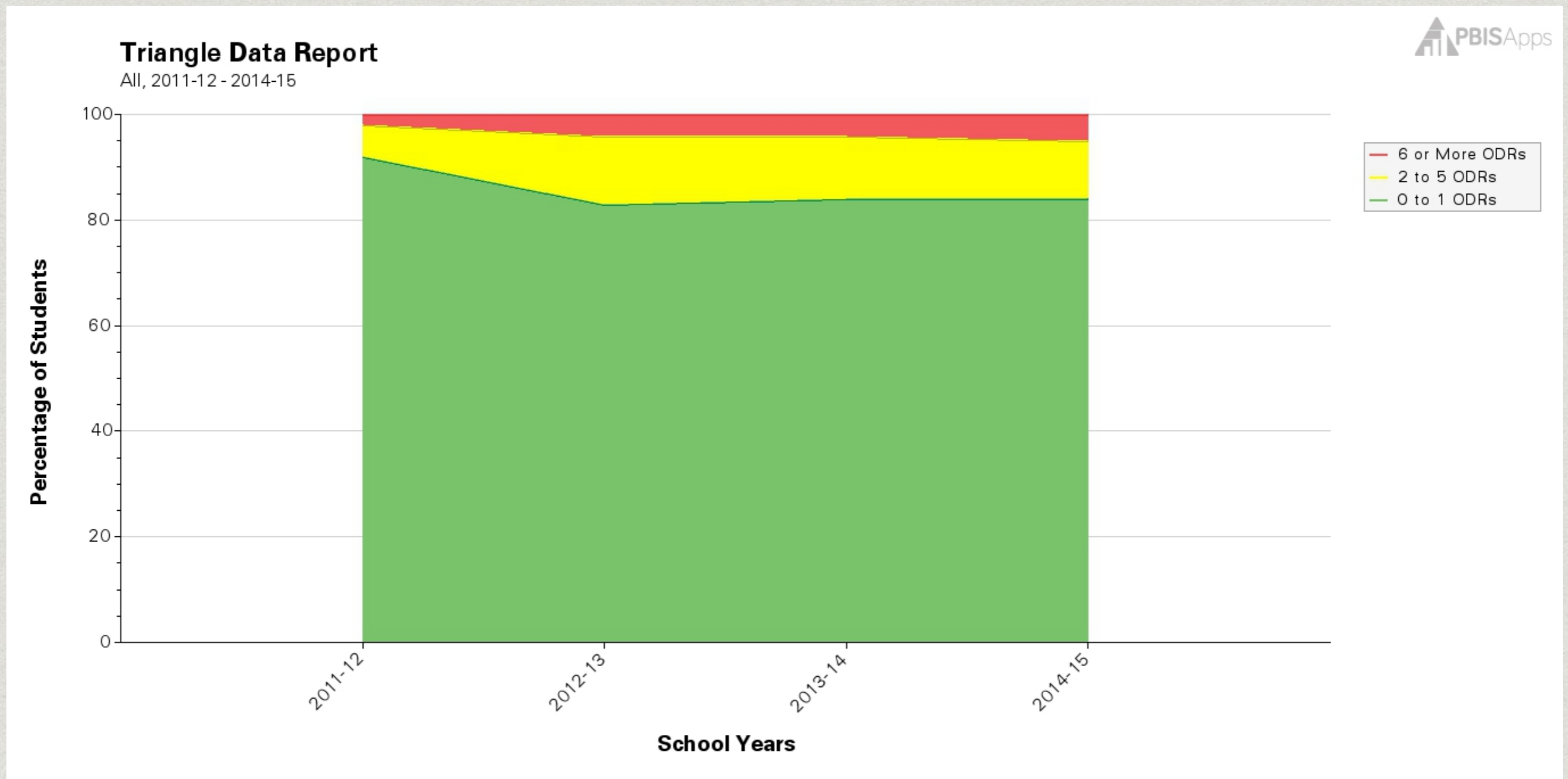


OUR DATA PLATEAUED...
SO WE HAD TO MAKE A
CHANGE!



PBS Movie Magic

* Our Why.....



Must Haves

- * Each "Area" has 3 videos to match our school wide expectations

- * Example: Be Safe in the Hallway


- * Each video contained:

- * A central theme, involved teachers, and students

- * The expectation

- * visual of non-example and positive behavior

- * critical steps (verbal and/or typed on screen)



Sharing



- * YouTube Channel
- * Weekly Emails, Mondays
- * Twitter
- * School website

Where do video ideas come from?

- * Holidays, time of year
 - * Miss Snowman
- * School-wide theme
 - * Villains in the Cafeteria!
- * Popular TV shows or game shows
 - * Thank you, Students...
- * Superheroes, action stars
 - * Hallway ManManMan




Now what?

- * First! Choose an area from your matrix
- * Reach out - invite ALL staff members to participate in videos!
- * Get principals involved
- * Involve students and give them a time to shine (i.e. Student Council)
- * Delegate, divide and conquer, offer PBS incentives

School of the Osage Upper Elementary Behavior Expectations Matrix

	All Settings	Classroom	Technology	Restroom	Bus	Playground	Cafeteria	Hallway
Be Safe	Keep hands and feet to self Be where you belong	Follow drill/safety procedures	Use your own login information Keep passwords strong and safe Watch where you click Communicate only with people you know	Wash hands with soap and water Use the restroom for intended purpose only	Remain seated and face forward Walk to and from bus	Use equipment appropriately Walk to and from recess Report unsafe behavior to recess supervisor	Walk and wait patiently in line Be aware of your surroundings	Walk directly to your destination
Be Respectful	Use manners and address others properly Follow directions Accept and include others	Be an active listener	Screen out the Mean Use device as a learning tool Respect the device Leave the tricky stuff to the experts	Give others privacy & wait your turn Use supplies and equipment properly Use the correct voice level	Keep bus clean Use the correct voice level	Enter and exit quietly (feet, voices & door) Demonstrate good sportsmanship	Use the correct voice level Eat only your food	Keep hands and feet off of the wall Walk quietly so others can continue learning Greet others with a hello, a nod, or a smile
Be Responsible	Keep school neat and clean Take care of belongings Be a problem solver	Be ready to learn Complete assignments on time Follow technology use guidelines	Work from websites approved by teacher Think before you print Leave a positive digital footprint Think before you share	Report any problems to an adult Return to class promptly	Be ready to get on and off	Line up immediately when whistle blows	Clean up after yourself Remain seated until you are excused by a staff member	Short, straight, and silent lines

The staff and students at School of the Osage Upper Elementary will promote an environment that is safe, respectful, and responsible.



How?

- *iMovie
- *Powerpoint
- *Smart Notebook
 - *import still images
- *Ask for help!
 - *Ex: High school clubs



Brainstorm....

- * Consider an area on your matrix
- * Brainstorm ideas for filming a movie for this area
 - * Who could you use?
 - * Possible theme?

