
Energizing PBIS in your building




LaMonte R4 Elementary PBIS Team

Big Idea

Learn how we transformed our school climate and improved student outcomes by coming together to focus on **making school a positive place** to succeed. Discover simple, but powerful practices and actions you can take immediately to make your hallways come alive, **energize students and staff** the minute they walk in the building, and **carry that positive energy all throughout the school day.**





What is it like where we come from?

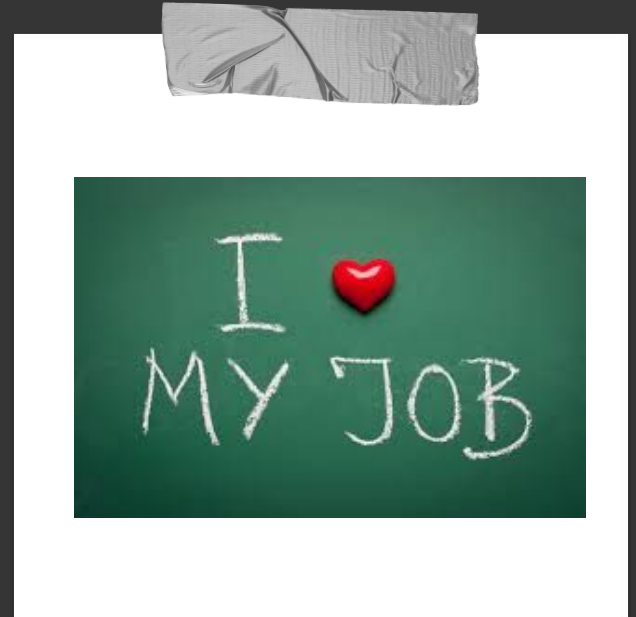
- <200 kids Prek-6
- 25 Certified Staff
- 41% ELL
- 63% FRL
- 25 ODR's to date

What does it feel like where we come from?

- Laughter & Smiles
- Positive Energy
- Solutions
- Affirmation
- Collaboration
- Sincerity
- Kindness



Don't believe us? Take a look!



The adults set the tone.
They set the climate.
They control the day.
The kids are just along for
the ride.

Make it a great one!!

GOOD VIBES





So how do you do it?

- Positive Energy is CONTAGIOUS! It's hard to stay negative when everyone around you is POSITIVE!
- Start with a core group of positive people and let the fire spread.
- Lead with solutions, not complaints.
- Lift each other up.



Essential Components

- Common philosophy and purpose
- Leadership (admin, coach, team)
- Clarifying expected behavior
- Teaching expected behavior
- Encouraging expected behavior
- Discouraging inappropriate behavior
- Ongoing monitoring
- Effective classroom practices

— Let's get to the MEAT! Here's what we do!

Viking Vouchers

Compliment Bulletin Board

Morning Gym Routines

Bathroom Fairy

Matrix Lessons

Social Skills Lessons

Student Leadership Team

Parent PBIS Team

Staff Shout outs

Teacher Dances & Games


Brain Breaks & Kagan Structures



Viking Vouchers

Teachers/Staff

Drawings every Friday, winners choose song for Tunnel Thursday, winners listed on our website.



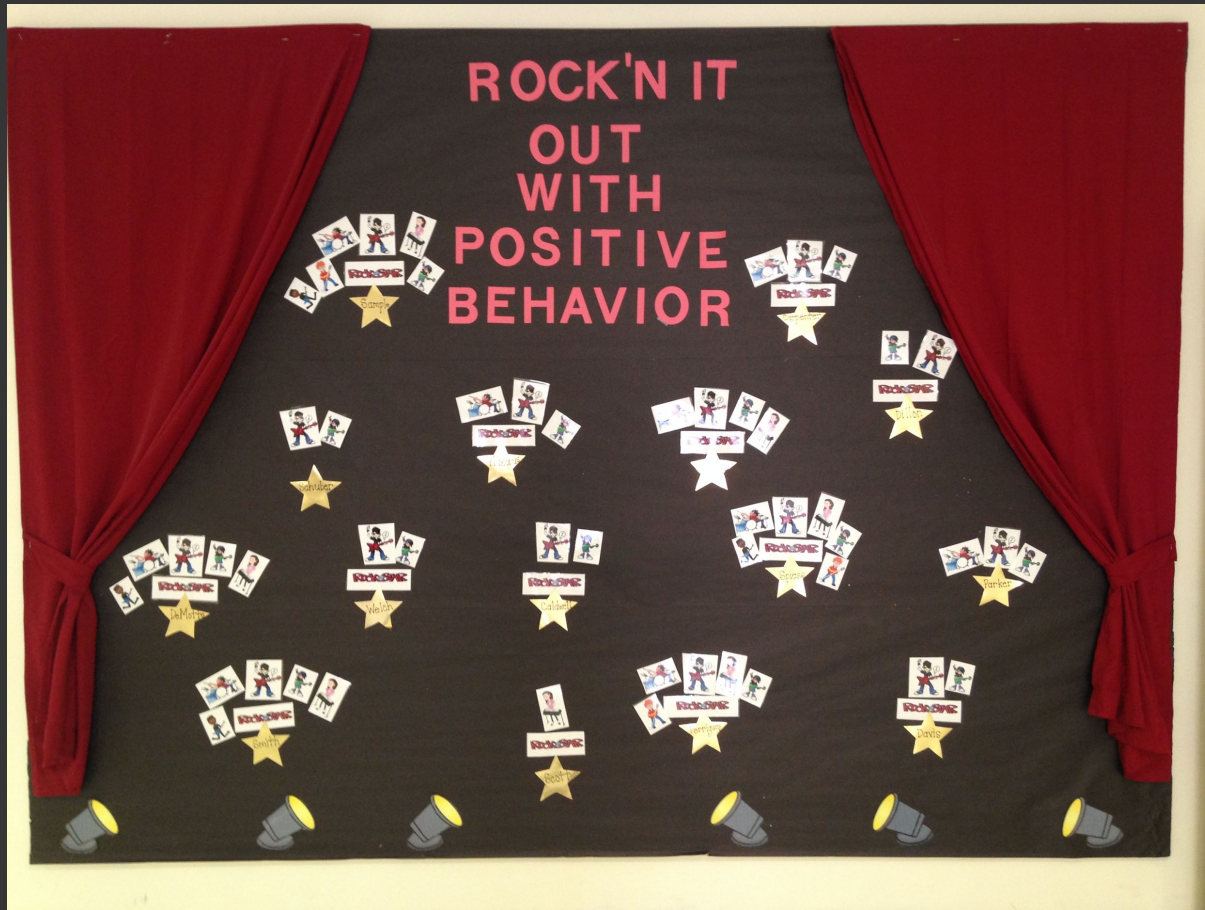
VIKING VOUCHER

STUDENT NAME

WAS CAUGHT BEING:

- RESPONSIBLE
- RESPECTFUL
- SAFE

— Yearly Themed Bulletin Board for Compliments



Every five compliments equals a piece for the board. Once it's all built.....PARTY!



Kids receive compliments for good behavior in the matrix areas. (classroom, hallway, cafeteria, etc.)

Morning Gym Routines:

Music Monday

Tech & Toy Tuesday

Walk it Out Wednesday

Tunnel Thursday

Friendly Friday.



We also have a
cart of books in
the gym for kids
who wish to read.

Bathroom Fairy

Every Friday the Bathroom Fairy visits the classroom that has exhibited the best bathroom behavior for that week. She toilet papers their classroom and leaves a note on the board. She also announces the winner during the Friday afternoon announcements!



Tip

Our 6th graders graciously agree to be the bathroom fairy each year, they even make the announcement in a very lovely, “fairy” voice.

Bathroom Fairy

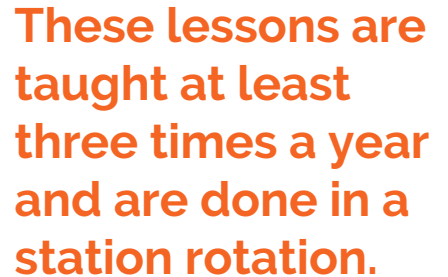


Bathroom Fairy



Matrix Areas Lessons

All areas specifically
taught using lesson plans
and examples.



These lessons are
taught at least
three times a year
and are done in a
station rotation.

Social Skills Lessons

Elementary Office

Nurse's Office

Common Courtesy Door Manners

Lunch room Manners

Compliments

Greetings & Eye Contact



Tip

We do these lessons at least twice a year in a station rotation format.



Student Leadership Team

- Grades 3-6
- Interested students fill out application
- Applications are scored using rubrics
- Responsible for giving tours to new students
- Mentoring others
- Leading booster lessons



Parent PBIS Team

- Invitation letters sent home to 15 families
- Meet twice a year
- Fantastic perspectives & Ideas
- Created Survey to go home

Teacher/Staff Shout Outs


Shout Outs given BY staff TO staff

Posted on Shout Out bulletin board outside Office.

Listed on Weekly Viking View newsletter



**AFFIRMATIONS
&
APPRECIATION**



Staff Dances & Games

Each month we have a staff game that we play after school.

The teachers do dances and skits for assemblies.



Brain Breaks & Kagan

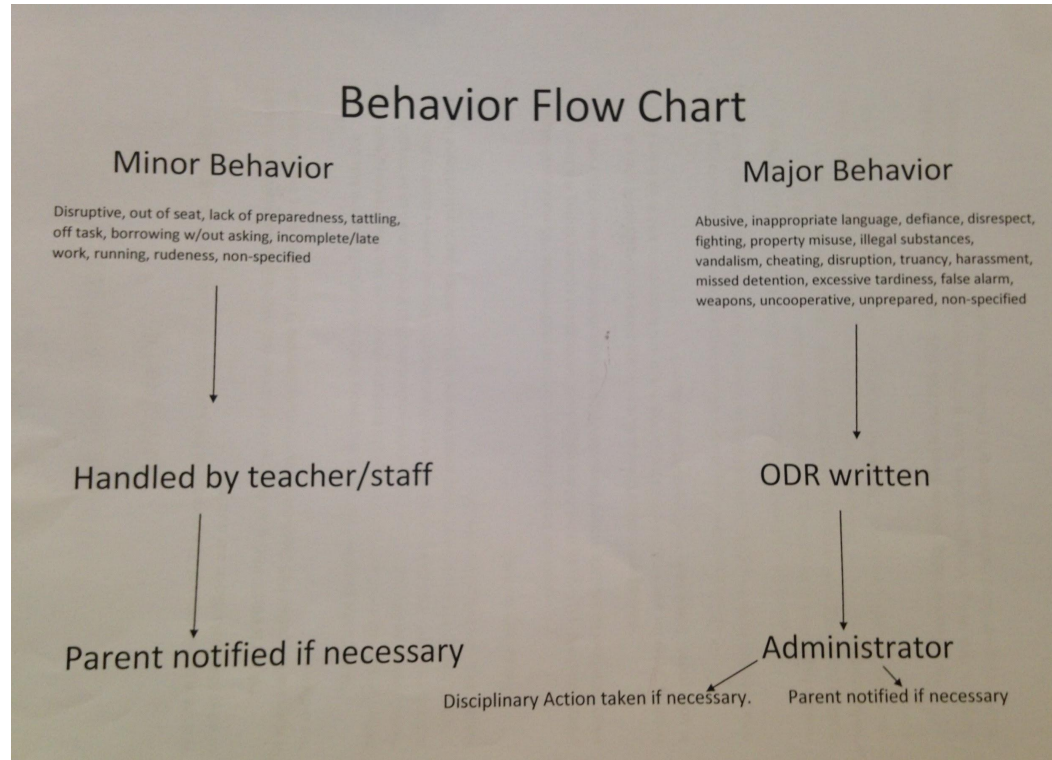
- Go Noodle
- Kidzbop
- Just Dance
- Mix Pair Share
- Quiz Quiz Trade
- Stand up Hand up Pair up
- Inside/Outside Circle



But how do we discourage the inappropriate behavior?

- Office managed vs classroom managed behaviors flowchart
- Positive specific feedback
- Corrective feedback

Office managed vs Classroom managed





How the heck do we know what to do?

- **Data, data, data, and oh yeah....more data.**
- **ODR's**
- **Minors**
- **Existing School Data Inventory**
- **Tier 2 Nominations**
- **Attendance**
- **What we see/hear**



Take a peek @ our pics!



Restroom Rules

F.L.U.S.H.

- Floors stay dry
- Leave it clean
- Use it quietly
- Soft voices
- Hands washed



Shh!



I am Responsible in the restroom by.....

Being timely
Flushing the toilets

I am Respectful in the restroom by.....

Giving others privacy

I am Safe in the restroom by.....


Washing my hands with soap and water.



	All Settings	Classroom	Hallway
Be Responsible	<ul style="list-style-type: none"> -Use appropriate voice level -Use good manners -Maintain personal space -Be a good listener 	<ul style="list-style-type: none"> -Raise hand for help 	<ul style="list-style-type: none"> -Walk single file
Be Respectful	<ul style="list-style-type: none"> -Be prepared -Follow directions first time asked -Keep school clean and neat 		
Be Safe	<ul style="list-style-type: none"> -Hands and feet to self -Be where you belong -Walk 		

	All Settings	Classroom	Hallway	Gym	Restroom	Cafeteria	Bus
Be Responsible	<ul style="list-style-type: none"> -Use appropriate voice level -Use good manners -Maintain personal space -Be a good listener 	<ul style="list-style-type: none"> -Raise hand for help 	<ul style="list-style-type: none"> -Walk single file 				
Be Respectful	<ul style="list-style-type: none"> -Be prepared -Follow directions first time asked -Keep school clean and neat 	<ul style="list-style-type: none"> -Use appropriate voice level -Use good manners -Maintain personal space -Be a good listener 	<ul style="list-style-type: none"> -Raise hand for help 	<ul style="list-style-type: none"> -Walk single file 	<ul style="list-style-type: none"> -Use appropriate voice level -Use good manners -Maintain personal space -Be a good listener 	<ul style="list-style-type: none"> -Be prepared -Follow directions first time asked -Keep school clean and neat 	<ul style="list-style-type: none"> -Be prepared -Follow directions first time asked -Keep school clean and neat
Be Safe	<ul style="list-style-type: none"> -Hands and feet to self -Be where you belong -Walk 	<ul style="list-style-type: none"> -Use appropriate voice level -Use good manners -Maintain personal space -Be a good listener 	<ul style="list-style-type: none"> -Raise hand for help 	<ul style="list-style-type: none"> -Walk single file 	<ul style="list-style-type: none"> -Use appropriate voice level -Use good manners -Maintain personal space -Be a good listener 	<ul style="list-style-type: none"> -Be prepared -Follow directions first time asked -Keep school clean and neat 	<ul style="list-style-type: none"> -Be prepared -Follow directions first time asked -Keep school clean and neat

Time for Q & A



**You ask...we
answer. Or we'll
make it up. Either
way...**



Let's
NETWORK!!!
SHARE IDEAS!!!
DISCUSS!!

- Where to reach us:

**Miranda
White**

mwhite@lamonte.k12.mo.us

**Kim
Davis**

kdavis@lamonte.k12.mo.us

**Christina
Pittman**

cpittman@lamonte.k12.mo.us

**Nicole
Stratton**

nstratton@lamonte.k12.mo.us

Lamonte

Lamonte.k12.mo.us

660-347-5621

**Brittany
Dillon**

bdillon@lamonte.k12.mo.us



Good luck!

**We encourage you to come
visit us and walk through our
hallways...sit in our classes....
see it in action!!**

**Have a wonderful summer
and fantastic school year!**

